

## FEATURES & SPECIFICATIONS

**INTENDED USE** — Provides a minimum of 90 minutes illumination for the rated wattage upon loss of AC power. Ideal for applications requiring low-profile, attractive emergency lighting.

**CONSTRUCTION** — Compact, low-profile, architectural design with die-cast aluminum housing. Available finishes are texturized polyester powder coat paint in brushed nickel, white, black and dark bronze. All finishes can be painted in the field to match the wall color of choice.

**U.S. Patent No. D468,046.**

**OPTICS** — Standard optics provided with two 6W wedge-base xenon lamps offer 55 percent more light output than standard incandescent lamps. Patent-pending reflector/refractor design features superior vac-metalized, die-casted reflectors; and multi-faceted, highly transmissive refractor that significantly improve photometrics. Forward throw (FWD) option optics provided with two high-brightness white LEDs, projecting an NFPA-101 compliant path 3' wide and 28' forward, when mounted 8-1/2' AFF. The typical life of the LED lamp is 10 years.

**All light sources meet requirements for NEC 700.16.**

Dual-voltage input capability (120/277V).

Edge connectors on printed circuit board ensure long-term durability.

Universal J-box mounting pattern.

Low-profile, integrated test switch/pilot light located below the lens.

Easily visible green status indicator.

Rigid conduit entry provision on top of the unit.

Battery: Sealed, maintenance-free lead-calcium battery provides 12W rated capacity. Nickel-cadmium battery with Premium and Exterior option packages.

Automatic 48-hour recharge after a 90-minute discharge.

Low-voltage disconnect prevents excessively deep discharge that can permanently damage the battery. Single-circuit battery connection.

**ELECTRICAL** — Current-limiting charger maximizes battery life and minimizes energy consumption. Provides low operating costs.

Short-circuit protection — current-limiting charger circuitry protects printed circuit board from shorts.

Thermal protection senses circuitry temperature and adjusts charge current to prevent overheating and charger failure.

Thermal compensation adjusts charger output to provide optimum charge voltage relative to ambient temperature.

Regulated charge voltage maintains constant-charge voltage over a wide range of line voltages. Prevents over/undercharging that shortens battery life and reduces capacity.

Filtered charger input minimizes charge voltage ripple and extends battery life.

AC/LVD reset allows battery connection before AC power is applied and prevents battery damage from deep discharge.

Brownout protection is automatically switched to emergency mode when supply voltage drops below 80 percent of nominal.

EXT option package includes 20-minute time delay for supplemental lighting during HID startup.

**Self-diagnostics (PREM and EXT option packages)**

Catalog Number
Notes
Type

## AFFINITY® Die-Cast Architectural Emergency Light



**Patented Electronics - U.S. Patent No. 6,502,044.**

Single multi-chromatic LED indicator to display two-state charging, test activation and three-state diagnostic status.

Test switch provides manual activation of 30-second diagnostic testing for on-demand visual inspection. Self-diagnostic testing for five minutes every 30 days and 30 minutes every six months.

Diagnostic evaluation of lamp, AC to DC transfer, charging and battery condition. Continuously monitors AC functionality.

Postpone automatic test initiates eight hour delay of an automatic test by activating the manual test switch.

**LISTING** — UL listed. Wet location (EXT) listed. Damp location (PREM, EXT) listed. Cold weather (EXT) listed.

Meets UL 924, NFPA 101, NFPA 70-NEC and OSHA illumination standards. UL labeled.

**WARRANTY** — Three-year limited warranty.

Note: Specifications subject to change without notice.

Actual performance may differ as a result of end-user environment and application.

### ORDERING INFORMATION

For shortest lead times, configure product using standard options (**shown in bold**).

**Example: AFN W EXT**

AFN					
Series		Finish		Options	
<b>AFN</b>	AFFINITY Series die-cast architectural emergency lighting	<b>W</b>	White	<b>(blank)</b>	Features lead calcium battery
		<b>B</b>	Black	<b>PREM</b>	Features ni-cad battery, self-diagnostics and damp location 32°F to 122°F (0°C to 50°C)
		<b>BN</b>	Brushed nickel	<b>EXT</b>	Features high-temperature ni-cad battery listed from 0°F to 122°F (-18°C to 50°C), self-diagnostics, time delay; listed for cold weather, damp and wet location
		<b>DB</b>	Dark bronze <sup>1</sup>	<b>FWD</b>	Forward throw optics with LED light source

### Accessories<sup>2</sup>

Order as separate item

ELA AFNR DB Remote fixture (less batteries and electronics) to be powered by 6V battery equipment as part of an emergency lighting system (listed from 0°F to 122°F; -18°C to 50°C), BN, W, B finishes available.

### NOTES:

1 Dark bronze can only be ordered with EXT option.

2 See spec sheet [ELA-OMC-ELA-AFNR](#).

# AFN Affinity® Die-Cast Architectural Emergency Light

## SPECIFICATIONS

ELECTRICAL: Primary Circuit					
Type	AC Input			Output volts	Watts output
	Volts	Amps	Watts		1-1/2 hrs.
AFN	120	.11	1.1	6	12
	277	.12	1.3		
AFN PREM	120	.15	1.4	6	12
	277	.14	1.4		
AFN EXT	120	.23	21 <sup>1</sup>	6	12
	277	.25	35 <sup>1</sup>		

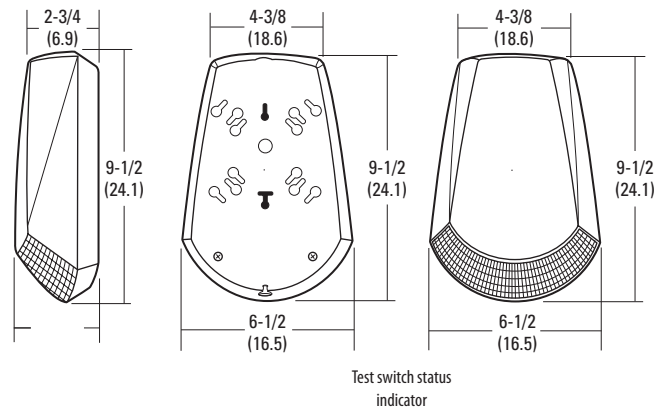
BATTERY: Sealed Lead-Calcium				
Voltage	Shelf life <sup>2</sup>	Typical life <sup>2</sup>	Maintenance <sup>4</sup>	Optimum temperature <sup>3</sup>
6	12 months	5 - 7 years	none	60° - 90°F (16° - 32°C)

BATTERY: Nickel-Cadmium				
Voltage	Shelf life <sup>2</sup>	Typical life <sup>2</sup>	Maintenance <sup>4</sup>	Optimum temperature <sup>3</sup>
6	3 years	7 - 9 years	none	32° - 122°F (0° - 50°C)

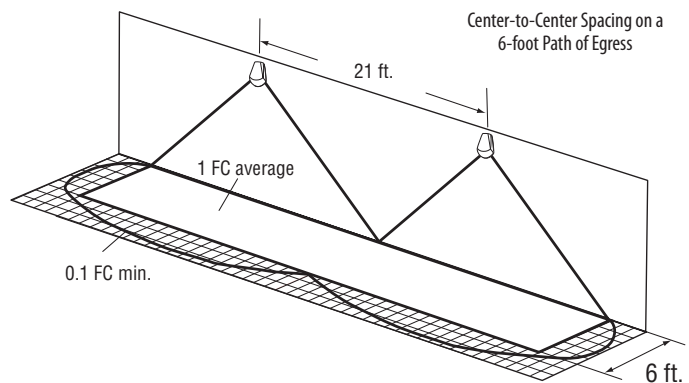
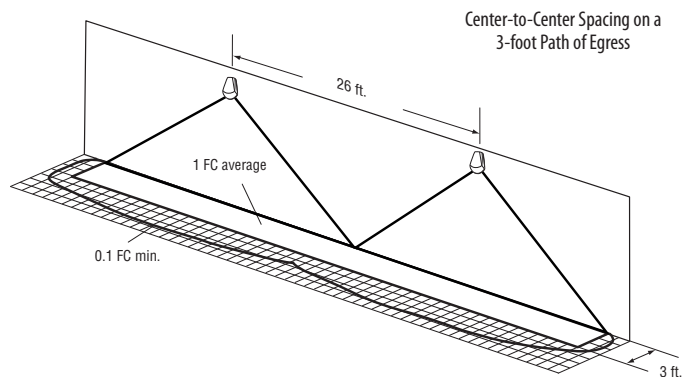
- Exit provided with battery heater.
- At 77°F (25°C).
- Optimum ambient temperature range where unit will provide capacity for 90 minutes. Higher and lower temperatures affect life and capacity. See option packages for expanded temperature ranges. Consult factory for detailed information.
- All life safety equipment, including emergency lighting for path of egress must be maintained, serviced, and tested in accordance with all National Fire Protection Association (NFPA) and local codes. Failure to perform the required maintenance, service, or testing could jeopardize the safety of occupants and will void all warranties.

## MOUNTING

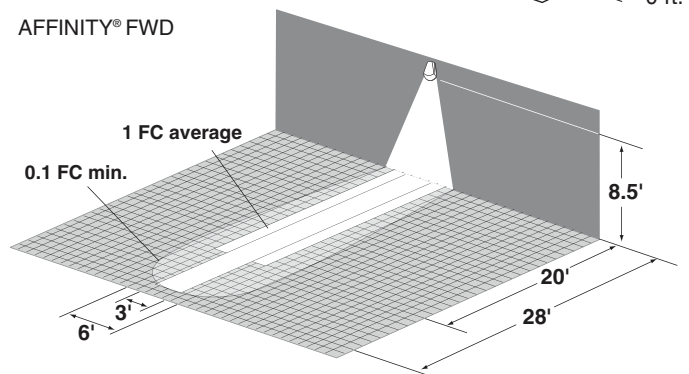
All dimensions are inches (centimeters).  
Shipping weight: 3.5 lbs. (1.59 kgs.)



## FIXTURE PERFORMANCE



## AFFINITY® FWD



## SPACING GUIDE

Xenon Lamp	Path of Egress 3'-wide	Path of Egress 6'-wide
Center-to-Center Spacing	26'	21'

NOTE: Meets Life Safety Code standard minimum illuminance of 0.1 FC and average illuminance of 1.0 FC. Assumes open space with no obstructions, mounting height: 8.5', ceiling height: 9', and reflectances: 80/50/20.