

# ANTIQUE Street Lamps™



## Historically Styled Decorative Posts, Luminaires and Arms

### Rapid Ship Posts and Luminaires

We offer a wide variety of posts and luminaires for quick delivery to support the fast pace of today's construction industry. Products in this program are shipped from our factory in just 10 days!

### Preserving the Night Sky with Superior Optics

Traditionally styled luminaire designs are combined with high performance cut-off optics to provide nighttime friendly lighting installations. As the market leader in decorative outdoor lighting, Antique Street Lamps offers a multitude of products to meet this need.

### Extensive Product Line of Posts, Luminaires, Arms and Accessories

The products represented in the following pages are only a small cross-section of our total capability. Please consult our specifications binder and our website at [www.AntiqueStreetLamps.com](http://www.AntiqueStreetLamps.com) for complete detailed information.

### Custom Design Capabilities

Antique Street Lamps has a long history of creating and engineering project-specific designs. The scope of our experience includes replication of no-longer-available posts and luminaires for historical renovations, or creating completely new and unique signature products.




Our easy-to-use web-based configurator creates visual 3D images of posts, arms, luminaires and accessories. Wind load calculations also are performed for each design.


**Try our New Web-Based Configurator!**  
[www.AntiqueStreetLamps.com](http://www.AntiqueStreetLamps.com)

- Build your own Historic Lamp Post
- Create Specifications
- Place Posts in Photos
- Save Designs

A photo editor function is available that allows lamp posts to be placed in stock photos or actual project photos. Post images can be adjusted and placed into photos in perspective view.



# CONTENTS



## Rapid-Ship Posts 582

- Key West Series
- Sussex Series
- Hartford Series
- Washington Series
- New York Series
- Montreal Series
- Chicago Series

## Rapid-Ship Luminaires 583

- Spheres
- Acorns
- Octagonal
- Refractive
- Internal Cutoff Optics
- Square
- Hexagonal

## Nighttime Friendly Luminaires 584

- Full Cutoff
- Cutoff


## Historical Luminaires 584

- Post-top Luminaires
- Roadway/Pendant Luminaires

## Historical Posts and Arms 585

- Post-top Arms
- Roadway Arms
- Cast Aluminum Posts
- Cast Iron Posts
- Cast Iron and Steel Posts

# Rapid-Ship Posts



### Intended Use

Antique Street Lamps Rapid Ship posts provide a historical style appearance that is perfectly suited for use with Antique Street Lamps luminaires. Posts are available in 10-foot to 16-foot heights. Typical applications include street lighting, downtowns, parks, public areas and mall interiors.

### Features

**Materials** – The post base is manufactured from heavy-wall, low copper, cast aluminum. The shafts are straight smooth or straight fluted extruded aluminum. Hardware and fasteners are stainless steel material. Standard exterior hardware is of a tamper-resistant design.

**Construction** – All posts are fabricated as one-piece construction. The shafts are telescoped into the bases and double welded for maximum

structural integrity. An integral 3" O.D. x 3" tall tenon is provided for luminaire mounting.

**Installation** – Posts are provided with four, hot-dip galvanized, 3/4" L-type anchor bolts. A door is provided in the base for anchorage and wiring access. A grounding screw is provided inside the base accessible from the door.

**Finish** – The posts are finished with a premium polyester powder coating. Standard colors are black, dark bronze or dark green.

**Shipping** – The Rapid Ship Program provides product shipment within 10 days of receipt of order. Please refer to our website at [www.AntiqueStreetLamps.com](http://www.AntiqueStreetLamps.com) for more information. The specific details about program terms and conditions, order quantities and product availability are shown on our website and are regularly updated.

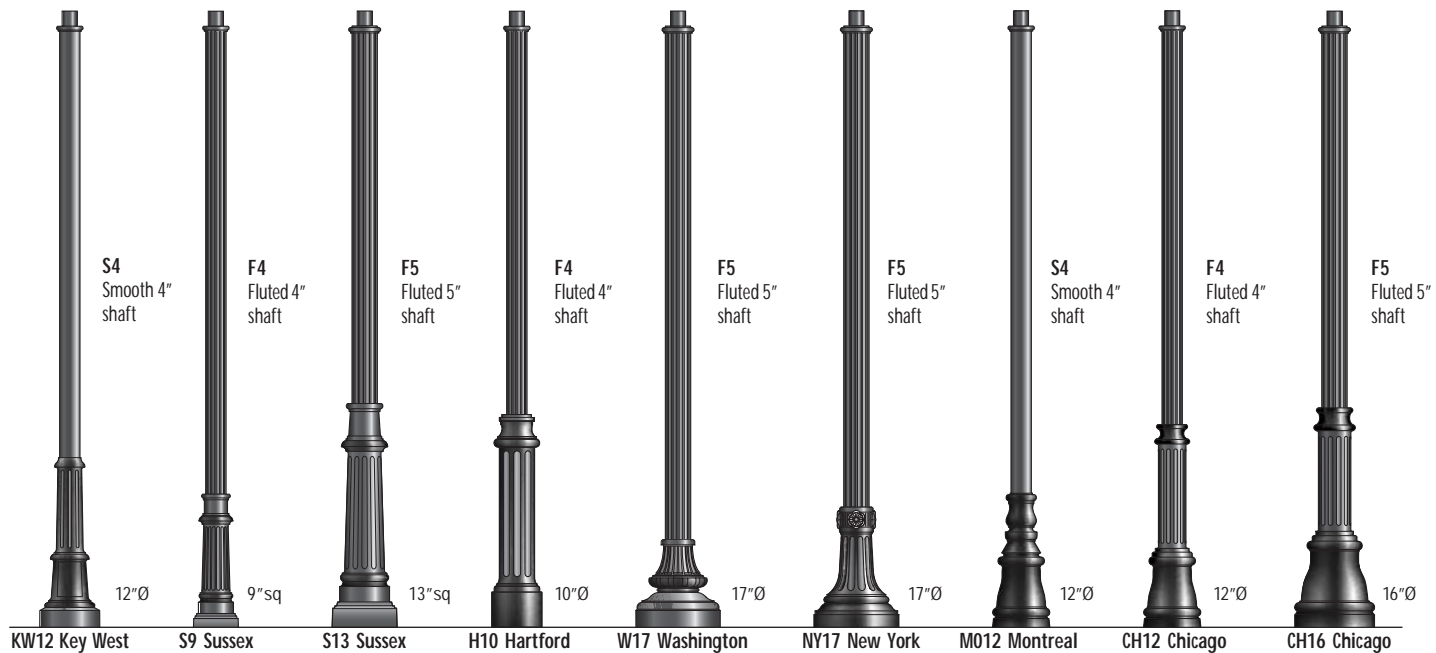
### Ordering Information

Example: **PX CH16 14 F5 ANBK RSP**

Family	Series	Height	Shaft	Finish <sup>3</sup>	Rapid-ship program
PX	KW12 <sup>1</sup>	10	F4 Fluted 4" Ø <sup>2</sup>	ANBK Black	RSP
	S9 <sup>1</sup>	12	S4 Smooth 4" Ø <sup>2</sup>	ANDB Dark bronze	
	S13	14	F5 Fluted 5" Ø	ANDG Dark green	
	H10	16 <sup>2</sup>			
	W17				
	NY17				
	M012 <sup>1</sup>				
	CH12				
	CH16				

NOTES:

- 1 KW12, S9 & M012 series posts only available with F4 or S4 shaft.
- 2 F4 and S4 shafts are not available in 16' height.
- 3 For finish specifications, see Antique Street Lamps binder, Finish tab.



Intended Use

Antique Street Lamps Rapid Ship luminaires provide a historical style appearance that is perfectly suited for use with Antique Street Lamps posts. Typical applications include street lighting, downtowns, parks, public areas and mall interiors.

Features

Materials – All luminaire bases and frames are manufactured from heavy-wall, low copper, cast aluminum. Round domes are spun aluminum or cast aluminum. Globes are formed from clear acrylic or polycarbonate and are either smooth, textured or refractive. Hardware and fasteners are stainless steel material. Standard exterior hardware is of a tamper-resistant design.

Installation – All luminaires are designed to slip fit

a 3" O.D. x 3" tall tenon and attach with setscrews.

Light Source – Luminaires are provided with a quick-disconnect H.I.D. ballast and socket assembly.

Finish – The posts are finished with a premium polyester powder coating. Standard colors are black, dark bronze or dark green.

Shipping – The Rapid Ship Program provides product shipment within 10 days of receipt of order. Please refer to our website at [www.AntiqueStreetLamps.com](http://www.AntiqueStreetLamps.com) for more information. The specific details about program terms and conditions, order quantities and product availability are shown on our website and are regularly updated.

Listings

UL Listed to US and Canadian safety standards. Luminaires are labeled as suitable for wet locations.

# Rapid-Ship Luminaires



Ordering Information

Example: **A25 AU 100M MED ACT GR5 TB1 PER PE1 ANBK RSP**

Series	Bases	Wattage/lamp <sup>2</sup>	Lens material	Distribution	Voltage <sup>3</sup>	Finish <sup>5</sup>
S16 <sup>2</sup>	E	Metal Halide	All luminaires except those shown below	All luminaires except those shown below	TB1 120V	ANBK Black
S18 <sup>2</sup>	AU	70M MED 70W	ACT Acrylic, clear textured	(blank) Symmetrical distribution	TB2 208V	ANDB Dark bronze
S20	D	100M MED 100W	S16 and S18 only	GR5 Glass refractor type V	TB3 240V	ANDG Dark green
AT20 <sup>2</sup>	W	175M MED 175W	AWS Acrylic white smooth	GR3 Glass refractor type III	TB4 277V	
AT23		250M MED 250W	P36 only	RGA, RGRs and AJ19	347 347V	
AJ19		High Pressure Sodium	PCT Polycarbonate clear textured	R5 Reflective globe type V		
A21 <sup>2</sup>		100S MED 100W	RGA and RGRs only	R3 Reflective globe type III		
A25		150S MED 150W	ARF Acrylic refractive	DS4 and DS7 only		
P36			DS4 and DS7 only	SR5S Reflector type V		
LT30			(blank) Acrylic refractive			
LTS30			KW35 only			
RGA			ACS Acrylic clear smooth			
RGR			AJ19 only			
RGR2			GRF Glass refractive			
DS4 <sup>2</sup>						
DS7 <sup>2</sup>						
TR25	N/A					
TR30	N/A					
KW35 <sup>1</sup>	N/A					

NOTES:  
 1 KW35 recommended with a glass refractor, option GR5 or GR3.  
 2 250M not available with S16, S18, AT20, A21, DS4 and DS7. 250M only available with bases AU and W. Lamp not supplied with luminaires.  
 3 Multi-tap ballast (120, 208, 240, 277V), (120, 277, 347V in Canada).  
 4 Optional photocontrols only available with the AU luminaire base.  
 5 For finish specifications and color options, see ANTIQUE Street Lamps binder, Finish tab.

Rapid-ship program RSP

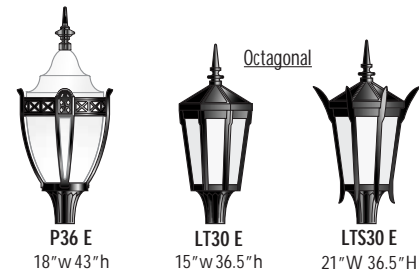
Options

FPF	Finial for AT, A, RGA or RGR only
FSF	Finial for RGA or RGR only
PER	Twist and lock photocontrol receptacle <sup>4</sup>
PE1	NEMA twist and lock PE 120, 208, 240V <sup>4</sup>
PE3	NEMA twist and lock PE 347V <sup>4</sup>
PE4	NEMA twist and lock PE 480V <sup>4</sup>
PE7	NEMA twist and lock PE 277V <sup>4</sup>
ARV MD11 BL21	Cage for RGA or RGRs only

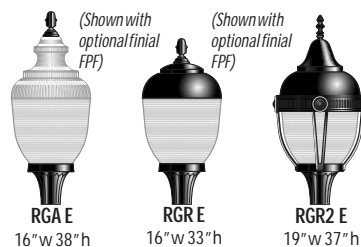
Sphere Globes



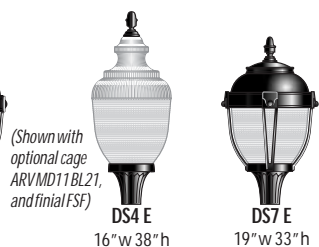
Acorn Globes



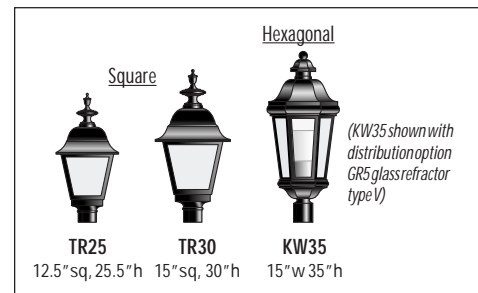
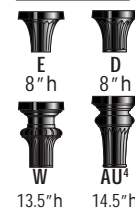
Refractive Globes



Internal Cutoff Optics




Luminaire Bases



Note: Luminaires above shown with the E series luminaire base. Replace E base with AU, D or W base for more luminaire choices.

# Nighttime Friendly Luminaires



**NIGHTTIME FRIENDLY**  
 Consistent with LEED® goals & Green Globes™ criteria for light pollution reduction  
 Not available on all optics. Consult factory.


## Historical Style with Cutoff Performance

Antique Street Lamps offers a complete line of historically based designs that help prevent nighttime light pollution while providing quality outdoor illumination. This family of traditional luminaires is designed using the Aeris™ reflector system. Various IES cut-off classifications are available depending on the combination of options selected. Detailed information about these luminaires including photometric performance is available on our website at [www.AntiqueStreetLamps.com](http://www.AntiqueStreetLamps.com).

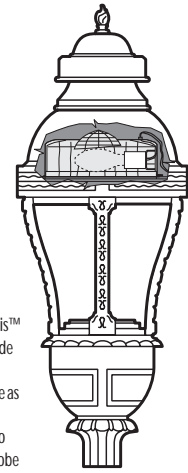
## Nighttime Friendly Full Cutoff (IESNA Classification) Luminaires



## Cutoff (IESNA Classification) Luminaires



Globes with internal Aeris™ optics provide cutoff performance as an attractive alternative to standard globe luminaires.



# Historical Luminaires

Antique Street Lamps offers a large selection of historical luminaires. Below is a sample of some of our most popular designs. Detailed information about our complete selection is available in our catalog or on our website at [www.AntiqueStreetLamps.com](http://www.AntiqueStreetLamps.com).

## Post-Top

### Sphere Globes



S18 K

### Acorn Globes



AT23 D  
FAB



A25W



TL26 A

### Octagonal



LT30 L

### Round



NL33



G46

### Square



TR30



SG36



KV52

### Hexagonal



KW35



FM44



WM33

### Octagonal



NA38

### Refractive Globes



RGP X SF



RGT M AMF ARY  
MD4 BS51



RGR1 S PDF  
ARV MD18 BL1



RGC2 D FPF  
ARU MD7 BS6



RGS23 AU RPF  
ARH MD14 BL31

## Roadway/Pendant



WL26



BH27



CM28P32



VG31C33



SB33



PH20

### Octagonal

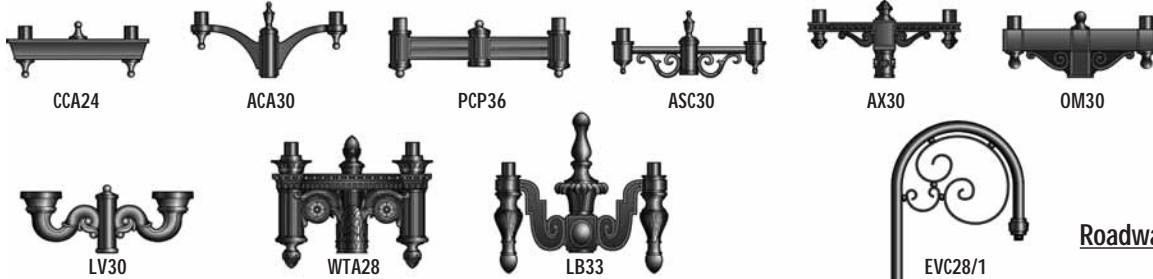


HLT30

Antique Street Lamps offers a large selection of historical posts and arms. Below is a sample of some of our most popular designs. Detailed information about our complete selection is available in our catalog or on our website at [www.AntiqueStreetLamps.com](http://www.AntiqueStreetLamps.com).


# Historical Posts and Arms

## Arms



Roadway

## Posts



Cast Aluminum

Cast Iron

Cast Iron and Steel

# EUROTIQUE®

Architectural Site & Roadway Lighting



## High-Efficiency Architectural Decorative Luminares, Poles and Arms

### Contemporary-Styled Luminares and Poles

The Eurotique® family offers superior nighttime performance while enhancing the architectural integrity of your project. This product line offers a variety of forms that are carefully scaled to fit each area of your project's outdoor lighting environment. Multiple fixture and arm styles are available in two sizes to complement virtually any architectural style. The modular design concept of the Eurotique® family allows for ease of installation and simple maintenance access to lamp and ballast.

### Preserving the Night Sky with Superior Optics

Contemporary-styled luminaire designs are combined with high performance cut-off optics to provide nighttime friendly lighting installations. As the market leader in decorative outdoor lighting, we offer a multitude of products to meet this need.

### Custom Design Capabilities

Eurotique® designs have been created and engineered specifically for several custom projects. The scope of our experience includes developing architect-inspired poles and luminaires to complement project style, or creating completely new and unique signature products.



Our easy-to-use web-based configurator creates visual 3D images of posts, arms, luminaires and accessories. Wind load calculations also are performed for each design.

**Try our New Web-Based Configurator!**  
[www.AntiqueStreetLamps.com](http://www.AntiqueStreetLamps.com)

- Build your own Contemporary Lamp Post
- Create Specifications
- Place Posts in Photos
- Save Designs

A photo editor function is available that allows lamp posts to be placed in stock photos or actual project photos. Post images can be adjusted and placed into photos in perspective view.



# CONTENTS

## Luminaires 588

- Copenhagen Series
- Stockholm Series
- Munich Series – Pendant Mount
- Munich Series – Post Top Mount
- Hanover Series – Pendant Mount
- Hanover Series – Post Top Mount

## Arms and Wall Brackets 590

- EAA Series
- EAB Series
- EAC Series
- EAD Series
- EAE Series
- EAF Series
- EAG Series
- EAH Series
- EAJ Series
- EAK Series
- EAL Series

## Poles 591

- EPAX S4 Series
- PX PD18 Series
- EPSX S4 Series
- EPAX S5 Series
- EPSX S5 Series
- EPAX S4S6 Series
- EPAX S5S7 Series
- EPSX S5S7 Series



# Contemporary Luminaires

EUROTIQUE®



### Intended Use

Luminaires are designed for applications where cut-off performance and contemporary architectural style are desired. Typical applications include street lighting, downtowns, parks, public areas and mall interiors.

### Features

Eurotique® Luminaires are available in two sizes and utilize the Aeris™ reflector system.

Optics – Anodized segmented reflectors are designed for superior uniformity and control. Reflectors are available in five distributions and attach to the door with internal stainless steel screws.

Materials – All luminaires ballast housings and skirts are constructed of heavy-wall, low copper, cast aluminum. Teardrop globe and half sphere lens options are clear acrylic. Flat and sag lens options are manufactured of clear impact-resistant tempered glass.

Installation – Pendant luminaires are designed to mount to swivel adapters provided with Eurotique® arms. Pole top luminaires are designed to slip-fit 3.375" dia. or 4.375" dia. pole top tenon and attach with (8) socket style set screws.

Light source – Luminaires are provided with a quick-disconnect H.I.D ballast and socket assembly for ease of maintenance.

Finish – The luminaires are finished with a premium polyester powder coating. Standard colors are black, dark bronze or dark green. Consult factory for special custom colors or verde green finish.

### Listing

UL Listed to US and Canadian safety standards. Suitable for wet locations.

### Ordering Information

### Example: EM25 400M MOG GCF SR2 TB1 ANBK

Series	Wattage lamp <sup>1</sup>	Lens material	Distribution <sup>2</sup>	Voltage <sup>1</sup>	Options	Finish <sup>6</sup>
EC13RT	<u>Metal Halide</u>	<u>EC13RT only</u>	<u>EC13RT only</u>	<b>TB1</b> 120V	<b>HS</b> House side shield <sup>4</sup>	<b>ANBK</b> Black (std.)
ES22ST	<b>50M MED</b> 50W	<b>ACS</b> Acrylic, clear smooth	<b>R5</b> Type V	<b>TB2</b> 208V	<b>SF</b> Single fusing	<b>ANDB</b> Dark bronze
EH16RT	<b>70M MED</b> 70W	<b>PCS</b> Polycarbonate, clear smooth	<u>ES22, EH16, EM17, ETH22 &amp; ETM25 only</u>	<b>TB3</b> 240V	<b>DF</b> Double fusing	<b>ANDG</b> Dark green
EH16ST	<b>100M MED</b> 100W	<u>ES22, EH16, EM17, EH22, EM25, ETH16, ETM17, ETH22 &amp; ETM25 only</u>	<u>ETH16 &amp; ETM17 only</u>	<b>TB4</b> 277V	<b>QRS</b> Quartz restrrike	<b>ANVG</b> Verde green (custom)
EH16FT	<b>150M MED</b> 150W	<b>GCF</b> Glass, clear flat	<b>SR2</b> Type II	<b>347</b> 347V	<u>EC13RT, H16 &amp; H22 only</u>	
EM17RT	<b>175M MOG</b> 175W	<b>GCSG</b> Glass, clear sag	<b>SR3</b> Type III	<b>480</b> 480V <sup>3</sup>	<b>1DS</b> Decorative shield	<b>ANPP</b> Prime painted
EM17ST	<u>High Pressure Sodium</u>	<b>ACHS</b> Acrylic, clear half sphere	<b>SR4SC</b> Type IV		<u>EC13RT only</u>	
EM17FT	<b>35S MED</b> 35W	<b>ACD</b> Acrylic, clear teardrop globe	<b>SR5S</b> Type V		<b>2DS</b> 2 decorative shields	
ETH16RT	<b>50S MED</b> 50W		<u>EH22 &amp; EM25, ETH22 &amp; ETM25 only</u>		<b>2DD</b> 2 decorative discs	
ETH16ST	<b>50S MED</b> 50W		<b>SR2</b> Type II		<u>Post-top luminaires only</u>	
ETH16FT	<b>70S MED</b> 70W		<b>SR3</b> Type III		<b>EGR</b> Glow ring <sup>5</sup>	
ETM17RT	<b>100S MED</b> 100W		<b>SR4SC</b> Type IV		<b>SMF</b> Finial	
ETM17ST	<b>150S MED</b> 150W		<b>SR5S</b> Type V		<b>SFF</b> Finial	
ETM17FT					<b>GF</b> Finial	
					<b>RF</b> Finial	
					<b>FSF</b> Finial	
					<b>FPF</b> Finial	
					<b>RPF</b> Finial	

EH22RT	<u>Metal Halide</u>
EH22ST	<b>175M MOG</b> 175W
EH22FT	<b>250M MOG</b> 250W
EM25RT	<b>400M MOG</b> 400W
EM25ST	<u>High Pressure Sodium</u>
EM25FT	<b>150S MOG</b> 150W
ETH22RT	<b>250S MOG</b> 250W
ETH22ST	<b>400S MOG</b> 400W
ETH22FT	
ETM25RT	
ETM25ST	
ETM25FT	



Consistent with LEED® goals & Green Globes™ criteria for light pollution reduction  
Not available on all optics. Consult factory.

### Cutoff Classifications

Classification	Lens Type	Series	Distribution Optics
Full Cutoff	GCF	EH16, EH22, EM17, EM25	SR2, SR3, SR4SC, SR4W*, SR5S
		ETH16, ETH22, ETM17, ETM25	
Cutoff	GCSG	EH16, EH22, EM17, EM25	SR2, SR3, SR4SC, SR4W*, SR5S
		ETH16, ETH22, ETM17, ETM25	
		EH16, EM17, ETH16, ETM17	
Semi-cutoff	ACHS, ACD	EH22, EH25, ETH22, ETM25	SRA4C, SR5S
		EH22, EM25, ETH22, ETM25	SR2, SR3, SR4W

\*SR4W only available with EH22 and EM25.

- NOTES:
- Multi-tap ballast (120, 208, 240, 277V; 120, 277, 347V in Canada).
  - Distribution classification depends on lens and reflector combination. See Eurotique® Binder for photometric data or go to [www.AntiqueStreetLamps.com](http://www.AntiqueStreetLamps.com).
  - Consult factory for 480V availability.
  - Available for SR2, SR3 and SR4W only.
  - Glow ring is not available with distribution SR4SC.
  - For finish specifications and color options, see ANTIQUE Street Lamps binder, Finish tab.

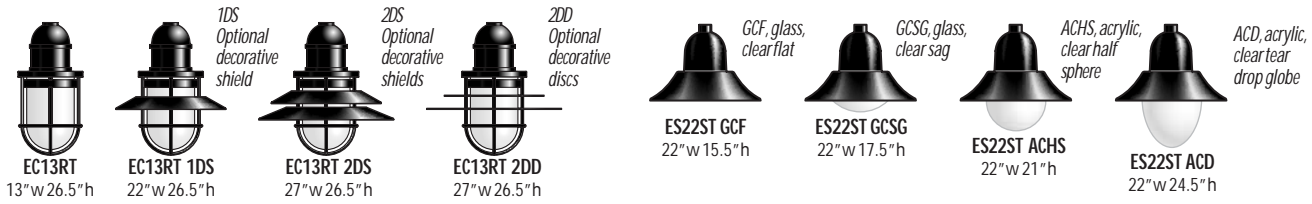
Copenhagen Series

Pendant Mount

Stockholm Series

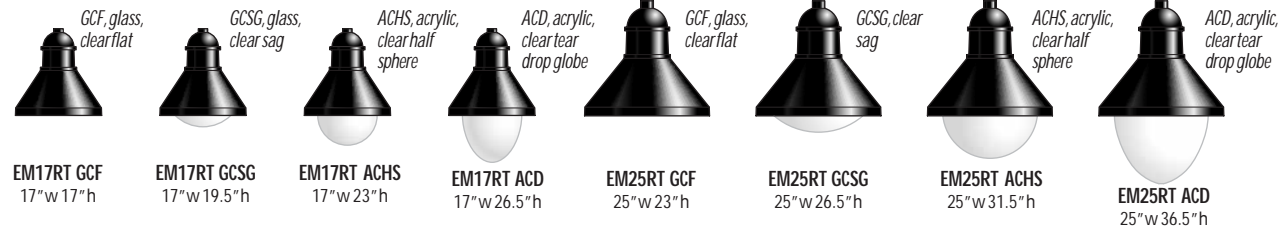
Pendant Mount

NEW

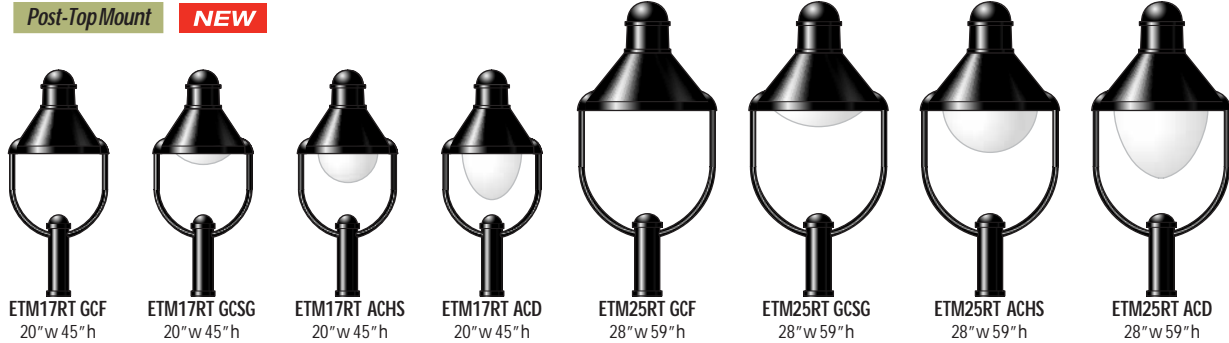


Munich Series

Pendant Mount



Post-Top Mount NEW

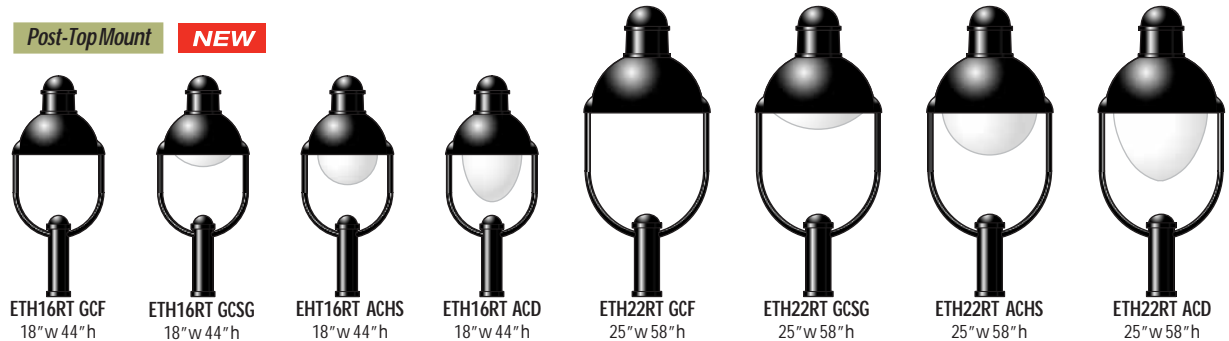


Hanover Series

Pendant Mount

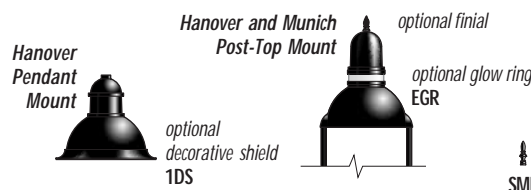


Post-Top Mount NEW



Options

Luminaire Top Styles



Optional finial styles



Catalog designation for luminaire tops is at the end of the series number. Example: EH22RT, EH22ST or EH22FT

Catalog designation for these options is at the end of the catalog number. Finials are shown at a larger scale to show detail.

# Contemporary Arms & Wall Brackets

EUROTIQUE®



## Ordering Information

4" Arms			5" Arms			Wall brackets				Options		Finish							
Pendant		Post-top	Pendant		Post-top	Pendant		Post-top		PER	PE1	PE3	PE4	PE7	ANBK	ANDB	ANDG	ANVG	ANPP
One-way	Two-way	Two-way	One-way	Two-way	Two-way	4" Arms	5" Arms	4" Arms	5" Arms										
EAA4/1	EAA4/2	ETAA4/2	EAA5/1	EAA5/2	ETAA5/2	EAA4WB	EAA5WB	ETAA4WB	ETAA5WB	NEMA twist-lock receptacle only	NEMA twist-lock photocontrol, 120V, 208V, 240V	NEMA twist-lock photocontrol, 347V	NEMA twist-lock photocontrol, 480V	NEMA twist-lock photocontrol, 277V	Black	Dark bronze	Dark green	Verde green (custom)	Prime painted
EAB4/1	EAB4/2	ETAL4/2	EAB5/1	EAB5/2	ETAL5/2	EAB4WB	EAB5WB	ETAL4WB	ETAL5WB										
EAC4/1	EAC4/2		EAC5/1	EAC5/2		EAC4WB	EAC5WB												
EAD4/1	EAD4/2		EAD5/1	EAD5/2		EAD4WB	EAD5WB												
EAE4/1	EAE4/2		EAE5/1	EAE5/2		EAE4WB	EAE5WB												
EAF4/1	EAF4/2		EAF5/1	EAF5/2		EAF4WB	EAF5WB												
EAG4/1	EAG4/2		EAG5/1	EAG5/2		EAG4WB	EAG5WB												
EAH4/1	EAH4/2		EAH5/1	EAH5/2		EAH4WB	EAH5WB												
EAJ4/1	EAJ4/2		EAJ5/1	EAL5/2		EAJ4WB	EAJ5WB												
EAK4/1	EAL4/2		EAK5/1			EAL4WB	EAL5WB												
EAL4/1			EAL5/1																

<p>4" One-way</p> <p>EAE4/1</p>	<p>5" Two-way</p> <p>EAE5/2</p>	<p>4" Wall bracket</p> <p>EAE4WB</p>				
<p>4" One-ways (Pendant Luminaires)</p> <p>EAA4/1</p>	<p>EAB4/1</p>	<p>EAC4/1</p>	<p>EAD4/1</p>	<p>EAF4/1</p>		
<p>4" Two-ways (Post-top Luminaires)</p> <p>ETAA4/2</p>	<p>ETAL4/2</p>	<p>EAG4/1</p>	<p>EAH4/1</p>	<p>EAJ4/1</p>	<p>EAK4/1</p>	<p>EAL4/1</p>

Most arm styles are available as two-ways and wall brackets. See catalog numbers above for availability.

### Intended Use

Eurotique® arms are designed for aesthetically integrating single or multiple luminaires with Eurotique® posts. A matching family of wall brackets provides the ability to integrate building-mounted luminaires with post-mounted site lighting. A wide variety of styles are available to meet the needs of applications such as street lighting, downtowns, parks, public areas and mall interiors.

### Features

Arms are available in two sizes. The 4" diameter arms are for the Copenhagen, Stockholm, small Hanover and small Munich Series luminaires. The 5" diameter arms are for the large Hanover and large Munich Series luminaires.

Materials – All cast parts are constructed of heavy-wall, low copper, cast aluminum. Arm tubing, center spools and wall bracket back plates

are fabricated from extruded or formed aluminum. Hardware and fasteners are stainless steel material. Standard exterior hardware is of a tamper-resistant design.

Installation – The arms are designed to slip-fit a 3.375" dia. pole top tenon (4" arms) or 4.375" dia. pole top tenon (5" arms) and attach with (8) socket style set screws. The center finial and arm finial are removable to allow for wiring access. Wall brackets are provided with four or six 1/2" diameter holes for mounting to the wall. Wall bracket mounting hardware is not provided. Arms and wall brackets are provided with swivel adapters for luminaire mounting. Optional twist-lock photo control is installed at center spool top instead of the finial.

Finish – The arms and wall brackets are finished with a premium polyester powder coating. Standard colors are black, dark bronze or dark green. Consult factory for special custom colors or verde green finish.

Example: **EAG5/2 PER ANBK**

# Contemporary Poles

EUROTIQUE®



### Intended Use

Eurotique® poles provide a contemporary style appearance that is perfectly suited for use with Eurotique® luminaires and arms. Poles are available in 10-foot to 30-foot heights.

### Features

Poles are available in either aluminum or steel. Poles are of one-piece construction with integral anchor/base plate and two-piece base cover or one-piece cast aluminum base with interior anchor bolts. Aluminum poles are available as round, straight, 4" and 5" or as round stepped, 4"/6.63" and 5"/7". Steel poles are available as round, straight, 4" and 5" or as round stepped, 5"/7".

Materials – Aluminum poles are manufactured of extruded aluminum, with cast aluminum anchor plate or base, base cover and handhole cover or access door. Steel poles are manufactured of

steel tubing with steel anchor plates and cast aluminum base cover and handhole cover. Hardware and fasteners are stainless steel material. Standard exterior hardware is of a tamper-resistant design.

Installation – The 4", 5" and 4"/6.63" poles are supplied with four 3/4" diameter, L-type anchor bolts. The 5"/7" aluminum poles are supplied with four 1" diameter, L-type anchor bolts. The 5"/7" steel poles are supplied with four 1 1/4" diameter, L-type anchor bolts. A hand-hole with cover is provided in the lower shaft for wiring access for EPAX and EPSX series poles. PXP18 is provided with access door. Integral tenons are provided as required for mounting Eurotique® arms and luminaires.

Finish – The poles are finished with a premium polyester powder coating. Standard colors are black, dark bronze or dark green. Consult factory for special custom colors or verde green finish.

### Ordering Information

Example: **EPSX 18 S4 3-3/8T11 ANBK**

Pole series	Height	Shaft type	Tenon	Finish
<u>Aluminum</u>	10	4" Poles	4" Poles	ANBK Black
EPAX	12	S4	3-3/8T11 Standard tenon	ANDB Dark bronze
PX PD18	14		3-3/8T8 Tenon for arm EAL4	ANDG Dark green
	16		0T0 Tenon for arm EAK4	ANVG Verde green (custom)
	18			ANPP Prime painted
<u>Steel</u>	16	4" Poles		
EPSX	18	S4		
	20			
<u>Aluminum</u>	20	4/6.63" Poles		
EPAX	22	S4S6		
<u>Aluminum</u>	16	5" Poles	5" Poles	
EPAX	18	S5	4-3/8T11 Standard tenon	
PX PD18	20		4-3/8T8 Tenon for arm EAL5	
<u>Steel</u>			0T0 Tenon for arm EAK5	
EPSX				
<u>Aluminum</u>	20	5/7" Poles		
EPAX	22	S5S7		
	24			
	26			
<u>Steel</u>	22	5/7" Poles		
EPSX	24	S5S7		
	26			
	28			
	30			

