



Catalog Number:

Type:

FAT
T8, CF



Asymmetric Angled Troffer

Specifications

Reflectors - Precision formed, high performance, 95% total reflectance, segmented optics utilizing Alanod MIRO® 4 specular aluminum warranted for 25 years.

- Custom designed reflectors for any specific application, which can increase efficiency or provide desired cutoff for comfort or lighting effect.

Construction - Channel, ends and socket brackets are manufactured from 22-gauge cold rolled steel. Riveted and screwed assembly. Tool-less ballast and wiring access.

- Custom heavy gauge steel channel.
- Custom all aluminum construction.

Finish - Standard high gloss white baked enamel, pretreated with a 5-stage iron phosphate system.

- Optional premium polyester powder coat finish, utilizing a 7-stage pretreatment process of iron phosphate, a non-chromium sealer and a de-ionized water rinse to provide superior adhesion and corrosion resistance. Specify PAF (powder coat after fabrication).
- Custom powder coat colors and textures are available by supplying the RAL number or by supplying a finish sample you wish to match.
- Custom galvanized steel finishes are available utilizing steel galvanized before fabrication.

Ballasts - All standard ballasts are electronic, energy saving, thermally protected, Class-P, HPF, non-PCB, Sound Rated A, UL/CSA certified where applicable and comply with © Federal Ballast Law (Public Law 100-357, 1988). Default ballast configuration is for 2-lamp ballasts except for 1-lamp fixtures. A 1.0 ballast factor is standard.

Electrical - UL listed wire, rated for required temperatures, used throughout. Lamps are secured with rotary locking lamp sockets for ease of relamping and to reduce lamps disconnecting due to vibration or incidental contact. Luminaire is bi-national listed (UL 1598 and CSA C22.2 No. 250.0-00) and is suitable for damp locations.

Mounting - The luminaire is designed to be mounted in a standard NEMA G grid ceiling.

- Custom mounting options are available.
- Accessories are available.

Lamps - Lamps are available in various CRI ratings, temperature colors and rated life.

Warranty - Standard 1-year warranty for the fixture. Ballasts carry manufacturer warranties of 3-5 years, depending on the application.

Custom Requirements - Consult with your SpecLight Agent to develop custom solutions for any application.

Fixture Series	
FAT12	1' x 2'
FAT14	1' x 4'
Lamp Configuration	
1	1-lamp profile
2	2-lamp profile
Lamp Type/Wattage	
17	** F17T8
32	*** F32T8
CF40	** FT40
Photometric Distribution	
A1	Asymmetric
Reflector	
X12	MIRO® 4, 0.012"
X20	MIRO® 4, 0.020"
D20	*White Powder Coat, 0.020"
Door Frame	
(blank)	Flush Steel
Lamp Shielding	
84	Holophane® #8224
A12	Pattern 12 Acrylic, 0.110"
A12125	Pattern 12 Acrylic, 0.125"
Voltage	
120	120V, 60 Hz
277	277V, 60 Hz
MVOLT	120V - 277V, 60 Hz
347	347V, 60 Hz
Ballast Configuration	
(blank)	all 2-lamp ballast
2/1	(2) 1-lamp ballast
Ballast Type	
GEB	Normal BF, ≤20% THD, IS
GEBH	High BF, ≤20% THD, IS
GEBL	Low BF, ≤20% THD, IS
Lamps	
(blank)	No Lamps
LP841	std life, 4100°K, 85 CRI
LPM841	low Hg, std life, 4100°K, 85 CRI
LP841XS	ext life, 4100°K, 85 CRI
LPM841XS	low Hg, ext life, 4100°K, 85 CRI
Options	
PAF	Powder Coat After Fabrication

* Available only with a Normal Beam distribution
 ** Available only with a 2' fixture only
 *** Available only with a 4' fixture only



Applications

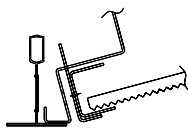
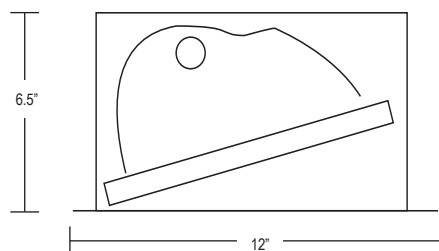
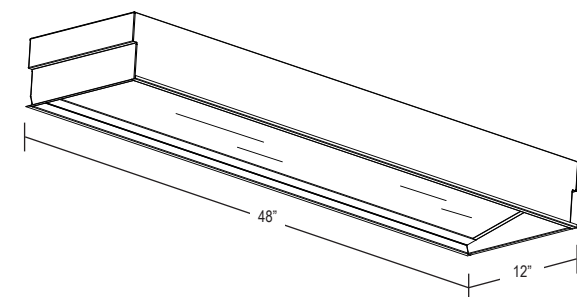
The FAT series recessed angled troffer from SpecLight combines an angled lens and a one or two lamp profile asymmetric reflector to provide precise photometry that efficiently illuminates objects with very little spill light and no house-side glare. The troffer is an excellent choice for video conferencing facilities or any application requiring targeted fluorescent lighting.

Features

Asymmetric reflector and high efficiency lens provide strong vertical illumination for accent lighting.

- Models available for 1' x 4' and 1' x 2' openings.
- Variety of lenses available for shielding.
- Tandem wiring option available.

Dimensions



Flush Steel Door with Rotary Cam Latches

Additional Options (installed on fixture)

- Battery pack
- Tandem Wiring
- Whips

Accessories (order separately)

- Drywall Grid Adapter

DGA14

Photometrics

SC Across Definitions:

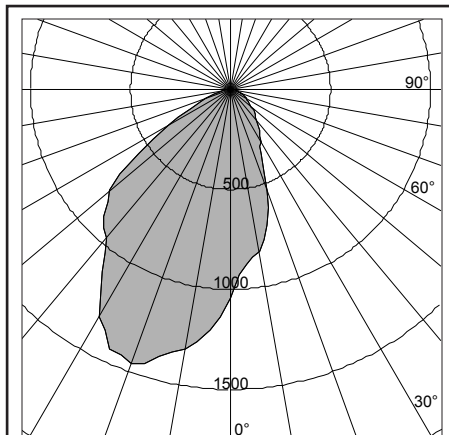
Focus ($SC < 0.9$), i.e. F1X12

Task ($0.9 \leq SC < 1.2$), i.e. T1X12

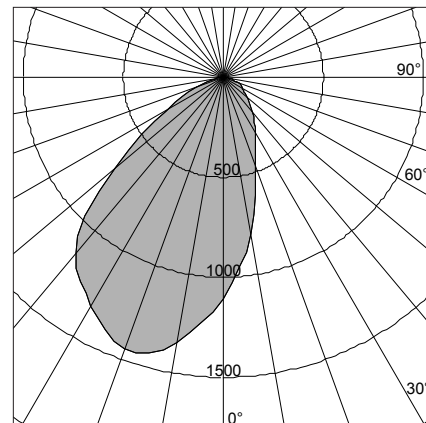
Normal ($1.2 \leq SC \leq 1.4$), i.e. N1X12, N1D20

Spread ($1.4 < SC \leq 1.8$), i.e. S1X12

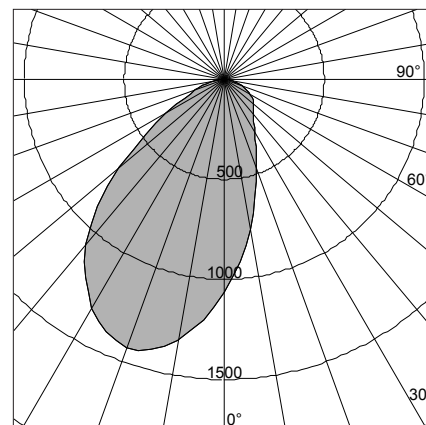
Broad ($1.8 < SC$), i.e. B1X12



FAT14 1 32 A1X20 84
Test #ITL46922
Fixture Efficiency: 74.3%



FAT14 1 32 A1X20 51187
Test #ITL46921
Fixture Efficiency: 75.3%



FAT14 1 32 A1X20 84
Test #ITL46923
Fixture Efficiency: 74.9%

