



# 4" TC REMODEL HOUSING

## INCANDESCENT LAMPS

### TC1RC

Project: \_\_\_\_\_

Fixture Type: \_\_\_\_\_

Location: \_\_\_\_\_

Contact/Phone: \_\_\_\_\_

### PRODUCT DESCRIPTION

TC Remodel Housing designed for use in non-insulated areas • Shallow housing construction allows for fit in 2 x 6 construction • Juno Type TC fixtures are designed for installations where housing and J-Box will not come into contact with insulation • Blinking light after installation indicates that improper bulb or trim is being used or that fixture has been improperly covered with insulation • In U.S., insulation must be spaced 3" away from the housing and J-Box • TC Remodel Housing for remodel application where back side of ceiling is not accessible • Installs through an opening in the ceiling from below • Secured in place by factory installed screw driven remodel clamps for easy installation into ceiling material.

### PRODUCT SPECIFICATIONS

**Lamp** Lamp ratings based on trim selected – see reverse.

**Socket** Detachable medium base porcelain with nickel-plated copper screw shell.

**Trims** Trim selection shown on reverse.

**Labels** UL/cUL listed for U.S. and Canada through-branch wiring and damp locations • Product thermally protected against improper use of insulation • UL/cUL Listed • Trim No. 12, 12SQ, V4012 and V4041 are wet location approved for covered ceiling applications • Trims 14, 17, 17SQ, and V4034 are wet location approved for covered ceiling applications, **when used with outdoor rated lamps.**

**Testing** All reports are based on published industry procedures; field performance may differ from laboratory performance.

### INSTALLATION

**Junction Box** Pre-wired junction box, UL/cUL listed for through-branch wiring maximum 4 No. 12 AWG 90° C branch circuit conductors (2 in, 2 out) • Junction box provided with removable access plate, (5) 1/2" knockouts, (4) Non-metallic sheathed cable connectors and ground wire • Knockouts equipped with pryout slots • Supplied with push-in electrical connectors for fast installation.

**Housing** TC housing, 22-gauge steel with white finish • Remodel clamps provided with #2 Quadrex drive screws (#2 Robertson/#2 Phillips combo) • Clamps accommodate up to a 5/8" ceiling thickness.

**Warranty** 1-year limited warranty. This is the only warranty provided and no other statements in this specification sheet create any warranty of any kind. All other express and implied warranties are disclaimed. Complete warranty terms located at: [www.acuitybrands.com/support/warranty/terms-and-conditions](http://www.acuitybrands.com/support/warranty/terms-and-conditions)

**Note:** Actual performance may differ as a result of end-user environment and application.  
Specifications subject to change without notice.

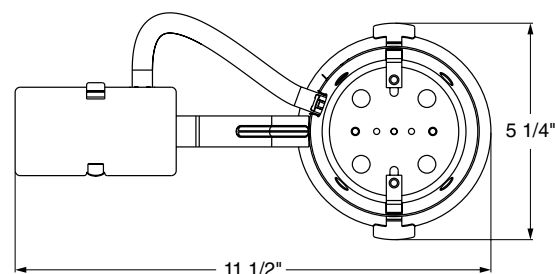
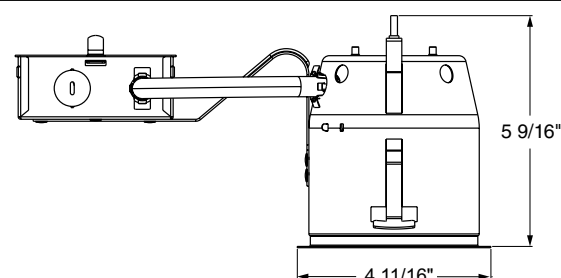
### PRODUCT CODES

| Catalog No. | Input Voltage   | Lamp Types   |
|-------------|---|--|
| TC1RC W N   | 4" Incandescent Remodel Clamp Style<br>Non-IC Housing | 120V<br>PAR20/PAR16 Medium Base, MR16/PAR16/ES16 GU10 Base<br>(See reverse for Trim/Lamp/Max. Wattage Ratings) |

Housing and trim can be ordered together or separate, but will always ship separately.



### DIMENSIONS



4 3/8" CEILING CUTOUT

### ACCESORIES

| Catalog No. | Description        |
|-------------|--------------------|
| GU10WHIP    | GU10 Socket Whip   |
| SMPLT4      | 4" Housing Locator |









To order, specify catalog number.

# 4" TC REMODEL HOUSING

## INCANDESCENT LAMPS

### TC1RC

#### ROUND TRIMS/ LAMPS

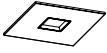
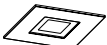
|   | Cat. No.            | Description  | Max. Lamp Rating  |
|---|---------------------|--|---|
|    | <b>13 WH</b>        | 4" Downlight Pinhole with Integral Shield Trim - White   | 50W PAR20   |
|   | <b>14 BWH ♦♦</b>    | 4" Downlight Baffle Trim - Black Baffle, White Trim Ring                                       |   |
|    | <b>14 BSC ♦♦</b>    | 4" Downlight Baffle Trim - Black Baffle, Satin Chrome Trim Ring                                | 50W PAR20   |
|   | <b>14 BBRZ ♦♦</b>   | 4" Downlight Baffle Trim - Black Baffle, Bronze Trim Ring                                      |   |
|   | <b>14 BBL ♦♦</b>    | 4" Downlight Baffle Trim - Black Baffle, Black Trim Ring                                       |   |
|   | <b>14 WWH ♦♦</b>    | 4" Downlight Baffle Trim - White Baffle, White Trim Ring                                       |   |
|   | <b>17 CWH ♦♦</b>    | 4" Downlight Cone Trim - Clear Alzak® Cone, White Trim Ring                                    | 50W PAR20   |
|    | <b>17 BWH ♦♦</b>    | 4" Downlight Cone Trim - Black Cone, White Trim Ring   |   |
|   | <b>17 PTSC ♦♦</b>   | 4" Downlight Cone Trim - Pewter Cone, Satin Chrome Trim Ring                                   |   |
|   | <b>17 WWH ♦♦</b>    | 4" Downlight Cone Trim - White Cone, White Trim Ring   |   |
|   | <b>17 HZWH ♦♦</b>   | 4" Downlight Cone Trim - Haze Cone, White Trim Ring  |   |
|   | <b>17 WHZWH ♦♦</b>  | 4" Downlight Cone Trim - Wheat Haze Cone, White Trim Ring                                      |   |
|   | <b>17 WHZBRZ ♦♦</b> | 4" Downlight Cone Trim - Wheat Haze Cone, Bronze Trim Ring                                     |   |
|   | <b>10 WH</b>        | 4" Flush Gimbal Ringed - White   | 50W PAR20   |
|    | <b>10 BL</b>        | 4" Flush Gimbal Ringed - Black   |   |
|   | <b>10 SC</b>        | 4" Flush Gimbal Ringed - Satin Chrome  |   |
|   | <b>10 BRZ</b>       | 4" Flush Gimbal Ringed - Bronze  |   |
|   | <b>440 WH</b>       | 4" Adjustable Flush Gimbal Ring Trim - White   | 50W MR16, PAR16,  |
|   | <b>440 BL</b>       | 4" Adjustable Flush Gimbal Ring Trim - Black   | ES16 120V GU10 Base   |
|  | <b>440 SC</b>       | 4" Adjustable Flush Gimbal Ring Trim - Satin Chrome  | (Requires GU10WHIP)   |
|   | <b>440 BRZ</b>      | 4" Adjustable Flush Gimbal Ring Trim - Bronze  |   |
|   | <b>445 WH</b>       | 4" Adjustable Slot Aperture Trim - White   | 50W MR16, PAR16<br>ES16 120V GU10 Base, (Requires GU10WHIP) |
|  | <b>12 WWH ♦</b>     | 4" Frosted Lens with Clear Center Trim - Perimeter Frosted Lens, Classic Aged Bronze Trim Ring | 50W PAR20   |
|   | <b>12 WSC ♦</b>     | 4" Frosted Lens with Clear Center Trim - Perimeter Frosted Lens, Satin Chrome Trim Ring        |   |
|  | <b>12 WBRZ ♦</b>    | 4" Frosted Lens with Clear Center Trim - Perimeter Frosted Lens, Bronze Trim Ring              |   |
|  | <b>446 WH</b>       | 4" Wall Wash Adjustable Scoop Trim - White   | 50W MR16, PAR16<br>ES16 120V GU10 Base, (Requires GU10WHIP) |

# 4" TC REMODEL HOUSING

## INCANDESCENT LAMPS

### TC1RC

#### SQUARE TRIMS / LAMPS

|   | Cat. No.             | Description  | Max. Lamp Rating   |
|---|----------------------|--|--|
|  | <b>175Q BWH ♦♦</b>   | 4" Square Downlight Trim - Black, White Trim Ring                      | 50W PAR20  |
|   | <b>175Q WWH ♦♦</b>   | 4" Square Downlight Trim - White, White Trim Ring                      |  |
|   | <b>175Q HZWH ♦♦</b>  | 4" Square Downlight Trim - Haze, White Trim Ring                       |  |
|   | <b>175Q WHZWH ♦♦</b> | 4" Square Downlight Trim - Wheat Haze, White Trim Ring                 |  |
|  | <b>135Q WH</b>       | 4" Square Pinhole Trim - White   | 50W PAR20  |
|  | <b>4405Q WH</b>      | 4" Square Flush Gimbal Trim - White                                    | 50W MR16   |
|   | <b>4405Q BL</b>      | 4" Square Flush Gimbal Trim - Black                                    | 120V GU10 Base<br>(Requires GU10WHIP, 35° Vertical Adjustment) |
|  | <b>125Q WWH ♦</b>    | 4" Square Frosted Lens with Clear Center Trim - White, White Trim Ring | 50W PAR20  |

#### VULITE TRIMS / LAMPS

|   | Cat. No.            | Description   | Max. Lamp Rating   |
|---|---------------------|---|--|
|    | <b>V4034 BWH ♦♦</b> | 4" Baffle - Black, White Trim Ring                            | 50W PAR20  |
|   | <b>V4034 WWH ♦♦</b> | 4" Baffle - White, White Trim Ring                            |  |
|  | <b>V4010 WH</b>     | 4" Gimbal Ring - White Trim Ring                              | 50W PAR20  |
|  | <b>V4018 WH</b>     | 4" Eyeball - White Trim Ring                                  | 60W PAR16  |
|  | <b>V4012 WH</b>     | 4" Stippled Opal Lens Shower With Reflector - White Trim Ring | 50W PAR20  |
|  | <b>V4040 WH</b>     | 4" Gimbal Ring - White Trim Ring                              | 50W MR16<br>PAR16, ES16<br>120V GU10 Base<br>(Requires GU10WHIP) |
|  | <b>GU10WHIP</b>     | GU10 Socket Whip  |  |

♦ UL Listed for use in wet location.

♦♦ UL Listed for use in wet location with outdoor rated lamp.

Trim Size: 5" O.D.

Alzak is a registered trademark of Alcoa Corp.

Note: In Canada when insulation is present,  
Type IC fixtures must be used.