

FEATURES & SPECIFICATIONS

INTENDED USE — For recreation areas, parking lots, building facades and car lots.

CONSTRUCTION — Compact NEMA heavy-duty construction. Soft corner, die-cast aluminum housing and front cover. Front bezel is removable via position-oriented hinge-cam design and is fully sealed with one-piece bonded silicone gasket.

Lens: Thermal- and shock-resistant clear tempered glass.

Finish: Standard finish is dark bronze (DDB) corrosion resistant polyester powder paint. Additional architectural colors are available.

OPTICS — Vertical (TA2) reflector: Anodized aluminum reflector provides twin beam light pattern with 2-position adjustable socket. Horizontal (RA2) reflector: Anodized specular aluminum reflector provides efficient rectangular beam pattern. Optic chamber is sealed to inhibit entrance of outside contaminants.

Lamp: RA2 requires a T-15, ED or BT-28 reduced jacket lamp for 200M-400M.

ELECTRICAL — Ballast: High pressure sodium 70-150W are high reactance, high power factor. 200-400W are constant wattage autotransformer. Metal halide 150W is high reactance, high power factor and is standard with pulse-start ignitor technology ("SCWA" not required). Super CWA (pulse start ballast), 88% efficient and EISA legislation compliant, is required for metal halide 151-400W (SCWA option) for US shipments only. CSA, NOM or INTL required for probe start shipments outside of the US. Pulse-start ballast (SCWA) required for 200W, 320W, or 350W. Ballast is 100% factory-tested. Socket: Porcelain, mogul-base socket with copper alloy, nickelplated screw shell and center contact. UL listed 1500W, 600V.

INSTALLATION — Corrosion-resistant, heavy-duty painted steel mounting yoke. Above horizontal aiming capability standard. All external slotted hex-head screws are stainless steel.

LISTINGS — Listed and labeled to UL standards. Listed and labeled to CSA standards (see Options). NOM Certified (see Options). UL listed for 25°C ambient; 40°C for 250M and below. UL listed for wet locations. IP65 rated.

Note: Specifications subject to change without notice.

Catalog Number
Notes
Type

CONTOUR SERIES

Floodlighting

TFL



METAL HALIDE: 150W - 400W
HIGH PRESSURE SODIUM: 70W - 400W
15' to 35' Mounting

Specifications

Height: 16-1/8 (40.3)

Width: 15-3/4 (39.4)

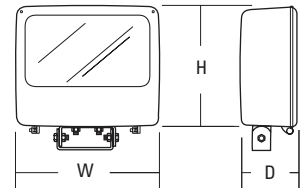
Depth: 6-1/8 (15.6)

*Weight: 27 lbs (15.9 kg)

EPA: 1.3ft²

*Weight as configured in example below.

All dimensions are inches (centimeters) unless otherwise specified.



ORDERING INFORMATION

For shortest lead times, configure product using **standard options (shown in bold)**.

Example: TFL 400M RA2 TB SCWA LPI

TFL		Series		Wattage		Distribution		Voltage		Ballast		Mounting	
TFL		Metal halide	Ceramic metal halide	High pressure sodium ⁴	Horizontal	120	RA2 7 X 6	208 ⁵	(blank) Magnetic ballast	Shipped installed		Shipped separately ^{9,10}	
		150M	150MHC	70S	240 ⁵		Vertical	240 ⁵	CWI Constant wattage isolated	(blank) Yoke	FTS Tenon slipfitter (2-3/8" to 2-7/8" OD tenon) ¹¹		
		175M ¹		100S	277		TA2 7 X 6	277	Pulse Start HID Ballasting Systems	IS Integral slipfitter	FWPB Wood pole bracket ¹¹		
		200M ²		150S	347	(max. 250W)		480 ^{5,6}	SCWA Super SCWA pulse start ballast		FRWB Radius wall bracket ¹²		
		250M ³		200S	480 ^{5,6}				Note: For shipments to U.S. territories, SCWA must be specified to comply with EISA.		FSAB Steel angle bracket ¹¹		
		320M ²		250S	TB ⁷						FSPB Steel square pole bracket ¹²		
		350M ^{1,2}		400S	23050HZ ⁸								
		400M ³											

Options		Finish ¹⁶		Lamp ¹⁸	
Shipped installed in fixture		(blank) Dark bronze	LPI Lamp included		
SF Single fuse (120, 277, 347V) N/A TB	CF Charcoal filter	DNA Natural aluminum	L/LP Less lamp		
DF Double fuse (208, 240, 480V) N/A TB	CSA Listed and labeled to comply with CSA standards	DBL Black			
EC Emergency circuit ¹³	NOM NOM Certified ⁸	DWH White			
QRS Quartz restrike system ¹³	INTL Available for MH probe start shipping outside the U.S.	DMB Medium bronze			
PER NEMA twist-lock photoelectric receptacle ¹⁴	REGCI California Title 20 effective 1/1/02010	CR Enhanced corrosion resistance			
C62 2' 16-3 SEO cord prewired		CRT Non-stick protective coating ¹⁷			
C42 2' 14-3 SEO cord prewired					
C22 2' 12-3 SEO cord prewired					
	Shipped separately ⁹				
	WG Wire guard ¹⁵				
	VG Vandal guard ¹⁵				
	UV Upper visor ^{10,15}				
	FV Full visor ^{10,15}				
	PE1 NEMA twist-lock photocontrol (120, 208, 240V)				
	PE3 NEMA twist-lock photocontrol (347V)				
	PE4 NEMA twist-lock photocontrol (480V)				
	PE7 NEMA twist-lock photocontrol (277V)				
	SC Shorting cap for PER option				

Notes

- These wattages do not comply with California Title 20 regulations.
- Must order SCWA.
- These wattages require the REGCI option to be chosen for shipments into California for Title 20 compliance. 250M REGCI is not available in 347 or 480V.

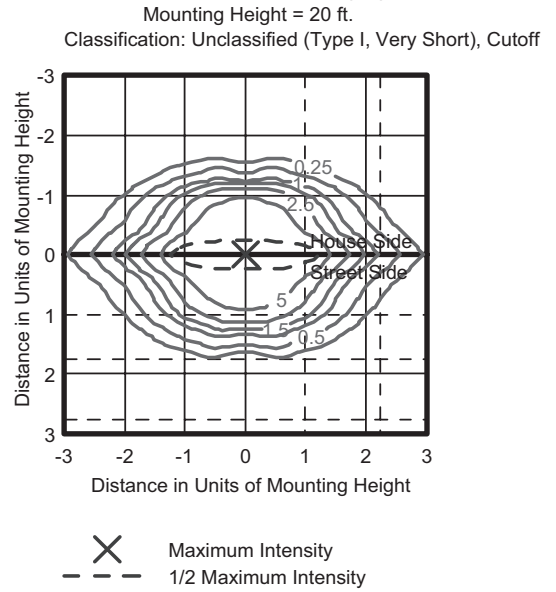
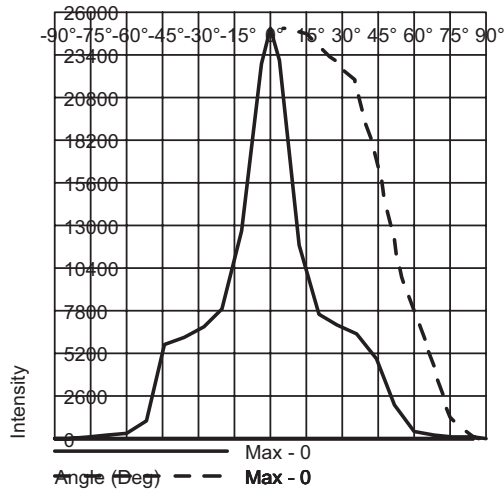
- Not available with SCWA.
- Must specify CWI for use in Canada.
- 480V not available 175M SCWA.
- Multi-tap ballast (120, 208, 240, 277V; 120, 277, 347V in Canada).
- Consult factory for available wattage.

- May be ordered as an accessory.
- Must specify finish when ordered as an accessory.
- Yoke mount only.
- Requires IS or FTS.
- Maximum allowable wattage lamp included.
- Photocell not included.

- Prefix with TFA when ordered as an accessory.
- See www.lithonia.com/archcolors for additional color options.
- Black finish only.
- Must specify. L/LP not available with MHC.

TFL Floodlight

TFL 400M RA2, 400W pulse start metal halide lamp, 38,000 rated lumens, test no. 19205P



Notes

1. Photometric data for other distributions can be accessed from the Lithonia Lighting website. (www.Lithonia.com)
2. For electrical characteristics, consult outdoor technical data specifications on www.lithonia.com.