

FEATURES & SPECIFICATIONS

INTENDED USE — Provides a minimum of 90 minutes illumination for the rated wattage upon loss of AC power to meet and exceed code required emergency lighting. Ideal for applications requiring attractive LED unit equipment with quick installation and unparalleled performance for lower mounting heights. **Certain airborne contaminants can diminish the integrity of acrylic and/or polycarbonate.** [Click here for Acrylic-Polycarbonate Compatibility table for suitable uses.](#)

CONSTRUCTION — The housing is a standard white (black optional) thermoplastic with a compact and low-profile contemporary design. It is 5VA flame rated, impact-resistant, scratch-resistant and corrosion proof. The UV-stable resin resists discoloration from natural and man-made light sources. There is a low-profile, integrated and back-lit test switch with an easily visible multi-color LED status indicator. The back-plate contains a universal j-box mounting pattern to facilitate ease of installation on a wide variety of j-boxes and the front housing allows tool-less access for ease of maintenance.

ELM2LF: Fixed lamp head arrangement for ease of installation and maximum path of egress aiming coverage with no aiming required for wall mount applications.

ELM2L: Unique track and swivel arrangement permits full range of direction for lamp head adjustment.

OPTICS — Both the ELM2L and ELM2LF feature two, high performance LEDs with acrylic lens' rated at 1.2 watts each and delivering a total of 220 lumens in a linear pattern (LP220L). The typical life of an LED is 10 years. The LED light sources typically never need to be replaced under normal conditions for normal off applications.

CCT: 5000K.

ELECTRICAL — Orderable in multiple voltages (see ordering tree for specific voltages).

Current-limiting charger maximizes battery life and minimizes energy consumption and provides low operating costs. Small battery chargers Certified in the CA Title 20 Appliance Efficiency Database.

Short-circuit protection — current-limiting charger circuitry protects printed circuit board from shorts.

Regulated charge voltage maintains constant-charge voltage over a wide range of line voltages.

Prevents over/undercharging that shortens battery life and reduces capacity. Filtered charger input minimizes charge voltage ripple and extends battery life.

BATTERY: Sealed, maintenance-free nickel-cadmium or Lithium Iron Phosphate.

Lithium Iron Phosphate battery powers both on board LEDs and up to 2.4W additional LED remote lamp heads simultaneously or offers extended run-time up to 3 hours.

Automatic 24-hour recharge after a 90-minute discharge.

Advanced electrical design provides constant light output throughout the entire discharge period.

Brownout protection is automatically switched to emergency mode when supply voltage drops below approximately 80 percent nominal of 120, 220, 277 or 347. Other input voltages may vary.

AC/LVD reset allows battery connection before AC power is applied and prevents battery damage from deep discharge.

SELF-DIAGNOSTICS and REMOTE TEST (SDRT and AELR option):

Self-Diagnostics: Continuously monitors AC functionality. Test switch and remote tester (RTKIT accessory) provide manual activation of 30-second diagnostic testing for on-demand visual inspection. Standard derangement monitoring will indicate disconnected battery, charger failure and displays green flashing indicator light while in emergency mode. Single multi-chromatic LED indicator to display two-state charging, test activation and three-state self-diagnostics.

Self-diagnostic testing: Five minutes every 30 days and 90 minutes annually. Diagnostic evaluation of lamps, AC to DC transfer, battery charging and condition of microprocessor. Automatic test is easily postponed for eight hours by activating manual test switch or use of remote tester (RTKIT accessory).

AELR option: STAR (Self-testing Automated Reporting) radio transmits monthly and annual test results and diagnostics information for automated reporting requirements.

For more information visit AcuityBrands.com/STAR

INSTALLATION — Wall mount and ceiling mount standard for ELM2L. Wall mount only for ELM2LF. Blind-mate connector ensures easy installation and safe maintenance. 7/8" entrance provision at top of unit for standard 1/2" conduit entry. Tool-less removal of front cover from back-plate for ease of installation and maintenance.

LISTINGS — UL damp location listed standard and wet location listed when used with the WPVS accessory, all at 50–104°F (10–40°C). Meets or exceeds all applicable requirements for UL 924, NFPA 101 (current Life Safety Code), NFPA 70 (NEC), NOM (Norma Oficial Mexicana), California Energy Commission Title 20 section 1605.3 (W)(4), FCC Title 47, Part 15, Subpart B and OSHA. List and labeled to comply with Canadian Standards C22.2 No. 141-10.

BUY AMERICAN ACT — Product with the BAA option is assembled in the USA and meets the Buy America(n) government procurement requirements under FAR, DFARS and DOT regulations. Please refer to www.acuitybrands.com/buy-american for additional information.

WARRANTY — 5-year limited warranty. This is the only warranty provided and no other statements in this specification sheet create any warranty of any kind. All other express and implied warranties are disclaimed. Complete warranty terms located at: www.acuitybrands.com/support/warranty/terms-and-conditions

NOTE: Actual performance may differ as a result of end-user environment and application.

All values are design or typical values, measured under laboratory conditions at 25 °C. Specifications subject to change without notice.

† Small Battery Chargers Certified in the CA Title 20 Appliance Efficiency Database.

Catalog Number
Notes
Type



Contemporary Commercial LED Emergency Light



ELM2L
Aimable Optics

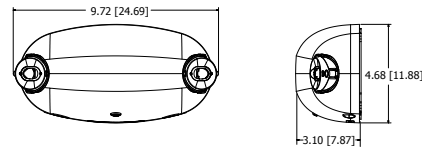
ELM2LF
Fixed Optics

LITHIUM IRON PHOSPHATE
Nickel Cadmium



MOUNTING AND SPECIFICATIONS

All dimensions are inches (centimeters) unless otherwise indicated.



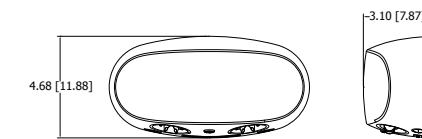
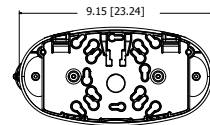
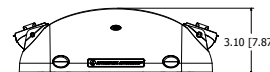
ELM2L Specifications

Length: 9.72 (24.69)

Depth: 3.10 (7.87)

Height: 4.68 (11.88)

Weight: 1.31lbs (0.59kg)



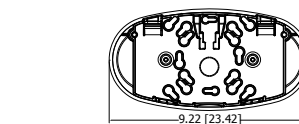
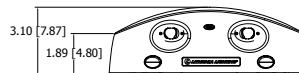
ELM2LF Specifications

Length: 9.22 (23.42)

Depth: 3.10 (7.87)

Height: 4.68 (11.88)

Weight: 1.25lbs (0.57kg)



Items marked by a shaded background qualify for the Design Select program and ship in 15 days or less. To learn more about Design Select, visit www.acuitybrands.com/designselect.

*See ordering tree for details



ELM2L_ELM2LF Quantum® Contemporary Commercial LED Emergency Light

ds Design Select options indicated by this color background.

CS Looking for Contractor Select readily available configurations? Click here to visit Contractor Select™ spec sheet or go to www.contractorselect.com

NICKEL CADMIUM BATTERY MODELS

ORDERING INFORMATION For shortest lead times, configure product using **bolded options**.

Example: ELM2LF

Series ¹	Lamp type	Housing color	Voltage	Battery type	Automatic Testing	Options
ELM2L Aimable optics	(blank) LP220L 220 lumen, 2.4 watt, linear pattern, two lamps	(blank) White	(blank) 120/277 VAC/60Hz	(blank) Nicad	(blank) None SDRT Self Diagnostics, Remote Test ²	(blank) None
ELM2LF Fixed optics		B Black	120/347 120/347 VAC/60Hz			WPVS Wet protective vandal shield ³
			SVOLT 220-240/50-60 Hz			BAA Buy America(n) Act Compliant
			UVOLT 120 - 347 VAC, 50/60hz			

Notes

- 1 ELM2L and ELM2LF with Nicad battery type not available with remote capacity.
- 2 SDRT only available with UVOLT.
- 3 WPVS breaks out and ships separately and color will match (ex: WPVS SML B). Must be ordered when using for wet location applications. Decreases delivered lumens up to 20%. See spec sheet [WPVS](#) for more information.

ds Design Select options indicated by this color background.

LITHIUM IRON PHOSPHATE BATTERY MODELS

ORDERING INFORMATION For shortest lead times, configure product using **bolded options**.

Example: ELM2LF UVOLT LTP

Series ¹	Lamp type	Housing color	Voltage	Battery type	Automatic Testing	Options
ELM2L Aimable Optics	(blank) LP220L 220 lumen, 2.4 Watt, Linear Pattern, two lamps	(blank) White	UVOLT 120 - 347 VAC, 50/60hz	LTP Lithium Iron Phosphate ¹	(blank) None SDRT Self-diagnostics, remote test ¹ AELR Automatic Emergency Lighting Reporting ²	(blank) None
ELM2LF Fixed Optics		B Black				WPVS Wet protective vandal shield ³
						BAA Buy America(n) Act Compliant

Notes

- 1 Extended run-time or remote capacity is standard. New ELMRE and ELMRW style remotes are compatible with both SDRT and non-SDRT versions (see page 3).
- 2 SDRT option required. AELR transmits monthly and annual test results and diagnostics information for automated reporting requirements. Only available with LTP battery type.
- 3 WPVS breaks out and ships separately and color will match (ex: WPVS SML B). Must be ordered when using for wet location applications. Decreases delivered lumens up to 20%. See spec sheet [WPVS](#) for more information.

Other Accessories: Order as separate catalog number.

WPVS SML W	Wet protective vandal shield (must be used for wet location applications)
WPVS SML B	Wet protective vandal shield, black (must be used for wet location applications)
ELA WG1	Wireguard, 15" W x 13-1/2" H x 6" D (see spec sheet ELA-WG)
RTKIT	Remote test kit, up to 40' away (includes goggles, laser and battery)



ELM2L mounted inside the WPVS (white)






ELM2LF mounted inside WPVS (white)

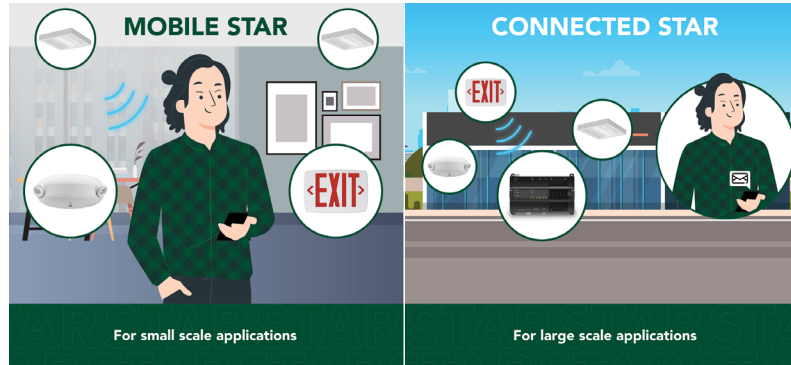
ELM2L_ELM2LF Quantum® Contemporary Commercial LED Emergency Light

Enabled with STAR

Emergency Lighting with Self-Testing Automated Reporting (STAR), enables self-testing and automated reporting to aid in life safety code compliance. Build your solution and choose your preferred deployment from Mobile STAR, where test data is logged in each individual unit and broadcast to the CiAIRity™+ app, or Connected STAR, where test data is logged in the STAR Gateway by IOTA® and emailed directly. **Leave the ladders, disruptions and written records behind with emergency lighting solutions with STAR!**

Life Safety Code NFPA 101 testing and reporting requirements for emergency lighting include:

-  Testing for 30 seconds every 30 days
-  Testing for 90 minutes once a year
-  Record keeping and to report to the authority having local jurisdiction



INDOOR/ DAMP LOCATION REMOTES

ELMRE Compatible Remotes ^{1,2,3}

LTP Compatible Remote Accessories: Order as separate catalog number.	
ELMRE LP220L SGL	Single LED Indoor remote head, white, 110 lumens
ELMRE LP220L T	Twin LED Indoor remote heads, white, 110 lumens

Notes

- 1 Compatible with SDRT and non-SDRT versions.
- 2 Order the WPVS accessory for wet location listing and vandal protection.
- 3 See spec sheet [ELMRE](#). Also available in black.



[ELMRE LP220L SGL](#)



[ELMRE LP220L T](#)

BATTERY CAPACITY AND LOADING - ELMRE REMOTES		
Battery Option	Total Capacity	Maximum # of Remote Lamp heads
LTP	4.8W	2- ELMRE LP220L SGL M12
		1 - ELMRE LP220L T M12

* In addition to the lamp heads on the product.

OUTDOOR / WET LOCATION REMOTES

ELMRW Compatible Remotes

LTP Compatible Remote Accessories: Order as separate catalog number.	
ELMRW LP220L DDBTXD SGL	Single LED Wet Location remote head, dark bronze, 110 lumens
ELMRW LP220L DDBTXD T	Twin LED Wet Location remote heads, dark bronze, 220 lumens



[ELMRW LP220L DDBTXD SGL](#)



[ELMRW LP220L DDBTXD T](#)

BATTERY CAPACITY AND LOADING		
Battery Option	Total Capacity	Maximum# Remote lamp heads*
LTP	4.8W	2- ELMRW LP220L SGL
		1 - ELMRW LP220L T

* These are in addition to the lamp heads on the product.

ELM2L_ELM2LF Quantum® Contemporary Commercial LED Emergency Light

SPECIFICATIONS

ELECTRICAL			
Primary Circuit			
Type	Volts	Input amps	Watts
Nicad	120	0.018	1.09
	347	0.012	1.34
Lithium Iron Phosphate	120	0.022	1.35
	347	0.014	1.64

LTP EXTENDED RUN-TIMES	
Products	Total Run-time with no remotes
ELM2L LTP	3 hours
ELM2LF LTP	3 hours

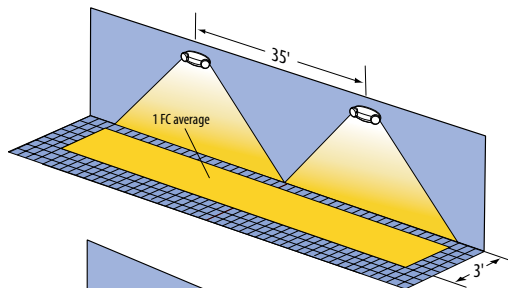
BATTERY			
UVOLT Nicad (6V), All Other Nicad (3.6V)			
Typical Shelf life ¹	Typical life ¹	Maintenance ²	Temperature Range ^{3,4}
3 years	6-8 years	none	50°-104°F (10-40°C)
Lithium Iron Phosphate (9.6V)			
Typical Shelf life ¹	Typical life ¹	Maintenance ²	Temperature Range ^{3,4}
1 years	6-8 years	none	50°-104°F (10-40°C)

Notes

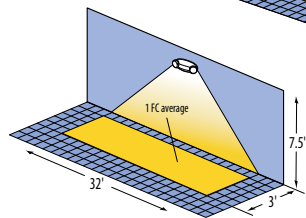
- At 77°F (25°C) ambient temperature, charge/discharge cycles and prolonged full discharge may reduce useful life.
- All life safety equipment, including emergency lighting for path of egress must be tested in accordance with all National Fire Protection Association (NFPA) and local codes. Failure to perform the required testing could jeopardize the safety of occupants and will void all warranties.
- Temperature range where unit will provide capacity for 90 minutes. Higher and lower temperatures affect life and capacity.
- Battery life is negatively impacted by many variables including temperature, charging rates, number of cycles and deep discharges due to long periods of time without AC power.

SPACING GUIDELINES

*Note: To see complete photometric report or download the .ies file for this product, visit Lithonia Lighting ELM2L or ELM2LF home page.



Example of multiple ELM2L luminaires illuminating a 3' path of egress.



Example of single ELM2L illuminating a 3' path of egress.

* Application image examples are using LP220L lamp.

Maximum Spacing Guidelines — ELM2LF						
Mounting Height	Illumination Level	Single Luminaire Coverage		Multiple Luminaire Spacing		Application Notes
		3' Path of Egress	6' Path of Egress	3' Path of Egress	6' Path of Egress	
7.5'	1FC Avg ¹	32'	20'	35'	28'	100' Corridor, 8' wide, and 12' high with 80/50/20 reflectances
10'	1FC Avg ¹	20'	NA	27'	24'	

Notes:

- Also meets the additional illumination requirements of NFPA 101: 1FC minimum and max/min ratio of 40:1.

Maximum Spacing Guidelines — ELM2L						
Mounting Height	Illumination Level	Single Luminaire Coverage		Multiple Luminaire Spacing		Application Notes
		3' Path of Egress	6' Path of Egress	3' Path of Egress	6' Path of Egress	
7.5'	1FC Avg ¹	32'	24'	35'	28'	100' Corridor, 8' wide, and 12' high with 80/50/20 reflectances
10'	1FC Avg ¹	20'	14'	27'	23'	

Notes:

- Also meets the additional illumination requirements of NFPA 101: 1FC minimum and max/min ratio of 40:1.