

FEATURES & SPECIFICATIONS

INTENDED USE — Ideal for a wide variety of low- to medium-height ceiling applications including commercial, retail and hospitality spaces where a wet location lensed fixture is required. Ideal for shower and outdoor applications.

CONSTRUCTION — Utilizes an extruded socket housing that attaches to the reflector via key hole mount, which provides superior heat dissipation and extended lamp life. Socket housing also adjusts to accommodate varying lamp lengths.

Heavy-gauge, die-formed galvanized steel mounting frame. Attached to frame are vertically adjustable mounting brackets for use with C channels, ½" steel conduit or 16-gauge flat bar hangers included, standard. Frames are equipped with galvanized junction box UL Listed for through-wire applications. Junction boxes equipped with (2) ¾" and (4) ½" conduit knockouts with pryout slots and removable access doors.

Reflector clips packed with reflector for installation on rough-in.

Maximum 1-1/2" ceiling thickness.

OPTICS — Aluminum clear semi-specular upper reflectors are optically designed to maximize lumen output and to provide superior glare control.

Glass lenses are available in clear flat glass, tempered prismatic or fresnel glass lens to provide optimal visual comfort and improved aesthetics.

ELECTRICAL — Electronic ballast with end of lamp life protection standard. Class P thermally protected ballast protects against improper contact with insulation. Minimum starting temperature is 0°F/-18°C.

Rated for #12 AWG conductor thru-branch wiring. Minimum 90° supply wire.

Ground wire provided.

Lamp Socket Base:

DTT 4-pin lamps — 13W (G24Q-1); 18W (G24Q-2); 26W (G24Q-3)

TRT 4-pin lamps — 13W (GX24Q-1); 18W (GX24Q-2); 26W & 32W (GX24Q-3); 42W (GX24Q-4)

LISTINGS — Fixtures are UL Listed for thru-branch wiring, Non-IC recessed mounting, wet location, and to U.S. and Canadian Safety Standards.

WARRANTY — 1-year limited warranty. Complete warranty terms located at:

www.acuitybrands.com/CustomerResources/Terms_and_conditions.aspx

NOTE: Actual performance may differ as a result of end-user environment and application.

Specifications subject to change without notice.

Catalog Number
Notes
Type

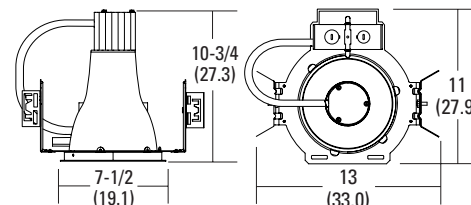
Compact Fluorescent Downlighting

6" LP6FN



WET LENS

Vertical 1-Lamp, Double Twin-Tube (DTT) or Triple-Tube (TRT)



Specifications

Max. height: 10-3/4 (27.3)

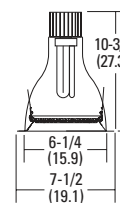
Ceiling opening: 7 (17.8)

Overlap trim: 7-1/2 (19.1)

Length: 13 (33.0)

Width: 11 (27.9)

All dimensions are inches (centimeters) unless otherwise indicated.



ORDERING INFORMATION

For shortest lead times, configure product using **bolded options**.

Example: LP6FN 26-42TRT 6LRF1 MVOLT

LP6FN					
Series	Wattage/Lamp	Reflector/Lens ³	Voltage	Options ⁶	
LP6FN	13DTT ¹	6LRF1 White splay, clear lens	MVOLT⁴ 120 277 347 ⁵	ADEZ	Advance Mark 10™ electronic dimming ballast, 120V or 277V. Must be voltage specific. Minimum dimming level 5%
	18DTT	6LRFB1 Black baffle, clear lens		ECOS	Lutron EcoSystem electronic dimming ballast, 120V - 277V. Must be wattage specific. Minimum dimming level 5%
	26DTT	6LRF4 White splay, fresnel lens		EL	Emergency PSDL3 DL battery pack with integral test switch. Lens removal required before EL testing ⁷
	13TRT ¹	6LRB4 Black baffle, fresnel lens		ELR	Emergency PSDL3 DL battery pack with remote test switch ⁷
	18TRT	6LRD3 White splay, drop opal lens		ELHL	Iota I-420-R High lumen output emergency battery pack. Internal test switch provided. Maximum average lumen output is 1300 (42W) ⁸
	26-42TRT²	6LRDB3 Black baffle, drop opal lens		ELRHL	Iota I-420-EM-B High lumen output emergency battery pack. Remote test switch provided. Maximum average lumen output is 1300 (42W) ⁸
	26TRT	6LRF3 White splay, flat white lens		GMF	Single slow-blow fuse, must specify voltage
	32TRT	6LRFB3 Black baffle, flat white lens		BDP	Ballast disconnect plug (meets codes that require in-fixture disconnect) ⁵
	42TRT			RIF1	Radio interference filter
				LBH	Less barhangers
				WLP	35K lamp (shipped separately)

Notes

- Not available with ADEZ or ECOS.
- Not available with ECOS or WLP.
- White painted flange standard.
- Electronic multi-volt ballast capable of operating any line voltage from 120-277V, 50 or 60Hz.
- Not available with EL or ELR.
- For additional options see www.lithonia.com.
- Add 3" (7.6) to width and 4-1/2" (11.4) to length.
- Not recommended for field installation.

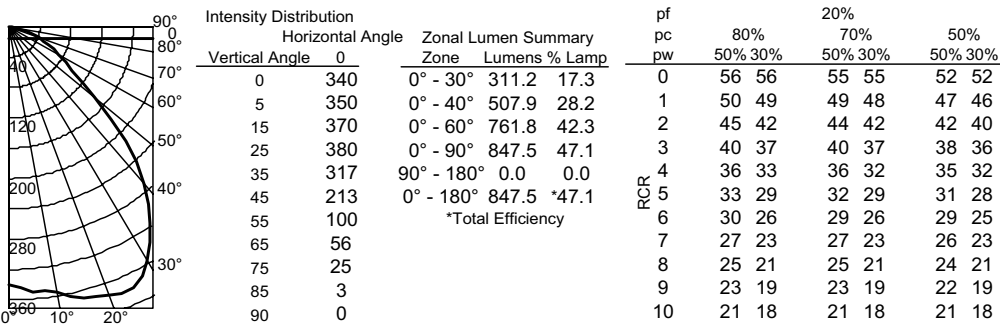
Accessories: Order as separate catalog number.	
SCA8	Sloped ceiling adaptor. Degree of slope must be specified (10D, 15D, 20D, 25D, 30D) Ex: SCA8 10D.
NPP16D EFP	nLight network power/relay pack with 0-10V dimming.
NPP16D ER EFP	nLight network power/relay pack with 0-10V dimming. ER controls fixtures on emergency circuit.

6" LP6FN Vertical 1-Lamp, Double Twin-Tube (DTT) or Triple Tube (TRT), Wet Lens

PHOTOMETRICS

Distribution Curve	Distribution Data	Output Data	Coefficient of Utilization	Illuminance Data at 30" Above Floor for a Single Luminaire
--------------------	-------------------	-------------	----------------------------	--

LP6FN 1/26TRT 6LR4 MVOLT, (1) 26W TRT lamp, 1800 rated lumens, 1.0 s/mh, Test no. LTL10759



LP6FN 1/18TRT 6LR4 MVOLT, (1) 18W TRT lamp, 1200 rated lumens, 1.0 s/mh, Test no. LTL9929

