



## FEATURES AND SPECIFICATIONS

### INTENDED USE

Factory or field installed inside or remote (field only) fluorescent fixture to operate lamp(s) at reduced light output, providing optimum glare-free illumination for a minimum of 90 minutes upon interruption of normal power.

**CONSTRUCTION** — Durable thermoplastic/metal housing resists impact, scratches, and corrosion. UL-94V-0 flame rating.

Reduced-profile footprint fits in the tightest applications.

Polarized quick-connect pilot light/test switch assembly simplifies installation.

Pilot light and test switch provide visual and manual means of monitoring system operation  
U.S. Patent No. 6,522,147.

**PERFORMANCE** — Compatible with most electronic T8 instant start, rapid start and slimline ballasts for 90 minute emergency operation. See compatibility chart on page 2.

**ELECTRICAL** — Multi-voltage input capability (120-277V; 50/60 Hz)

Additional input lead provided to allow switching of fixture

Constant-current type charger. Input circuit provides high efficiency and reliable operation

High-efficiency push-pull inverter is the most effective method of converting DC power.

It provides maximum light output, battery life and reliability

**BATTERY** — Sealed, maintenance-free, high-temperature nickel cadmium battery. Ensures long life over a wide range of temperatures. Automatic battery recharge after 90-minute discharge. Fully charged after 24 hours.

**INSTALLATION** — Patented Quick-Disconnect connector system allows for easy replacement capabilities. Push-nuts and insulation-displacement connectors reduce installation time. Custom, one-piece test switch/pilot light allows for mounting flexibility.

Mounts concealed within fixture wireway for clean appearance and protection against vandalism.

Compact size (9.5" L x 2.5" W x 1.18" H) allows installation in a variety of fluorescent fixtures: troffers, industrials, commercials and strips.

Unit mounting centers are identical to a standard ballast.

Unit wires two ways: on night light circuit (permanently energized) or on switchable circuit (unswitched circuit to the battery charger and switched circuit to the fixture ballast). Unit will strike normally off lamp.

**LISTING** — UL listed. Meets UL 924, NFPA 101 (current Life Safety Code), NEC and OSHA illumination standards.

Standard unit is UL approved for installation in sealed and gasketed fixtures.

See [PS600DW](#) specification sheet for product UL approved for use in wet and damp location fixtures.


**WARRANTY** — 3 year limited warranty. Complete warranty terms located at: [www.acuitybrands.com/CustomResources/Terms\\_and\\_conditions.aspx](http://www.acuitybrands.com/CustomResources/Terms_and_conditions.aspx)

**Note:** Actual performance may differ as a result of end-user environment and application. Specifications subject to change without notice.

Catalog Number
Notes
Type

### Fluorescent Battery Packs

# PSQ500QD MVOLT



### ORDERING INFORMATION

Lead times will vary depending on options selected. Consult with your sales representative.

**Example:** PSQ500QD MVOLT

#### Series

**PSQ500QD MVOLT<sup>1</sup>** Emergency fluorescent battery pack

#### Accessories: Order as separate catalog number.

ELA TSPLP	Remote or replacement test switch pilot light; mounts up to 25' away from fixture <sup>2</sup>
ELA PSRME	Remote mounting enclosure <sup>3</sup>
ELA PSRME IC	Insulated ceiling rated remote mounting enclosure <sup>3</sup>

#### Notes

- 1 Not available to ship into California. Does not meet CEC Title 20 compliance.
- 2 See [ELA-RTS-TSPLP-PSTS-PSPRSB](#) spec sheet for more details.
- 3 See [ELA-PSMK-PSMKSDPSDMT-PSRME](#) spec sheet for more details.

# PSQ500QD MVOLT Fluorescent Battery Packs

## SPECIFICATIONS

BATTERY				
Sealed Nickel-Cadmium				
Voltage	Typical shelf life <sup>1</sup>	Typical life <sup>1</sup>	Maintenance <sup>2</sup>	Temperature range <sup>3</sup>
3.6V	3 years	7-9 years	none <sup>3</sup>	32–100° F

### Notes

- At 77°F.
- All life safety equipment, including emergency lighting for path of egress must be tested in accordance with all National Fire Protection Association (NFPA) and local codes. Failure to perform the required testing could jeopardize the safety of occupants and will void all warranties.
- Ambient temperature range where unit will provide capacity for 90 minutes. Higher and lower temperatures affect life and capacity. Consult factory for detailed information.

## ELECTRICAL

Volts	Maximum AC input	
	Amps	Watts
120	.27	2.5
277	.29	2.5

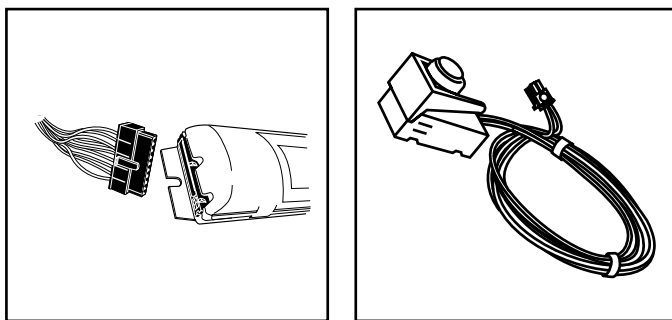
## LAMP COMPATIBILITY

Lamp Type	Wattage	PSQ500QD MVOLT
Lumens		450-550
U-Lamp T8	32	1
24"-48" T8	17-32	1
Long Compact (4-Pin)	18-40	1.2

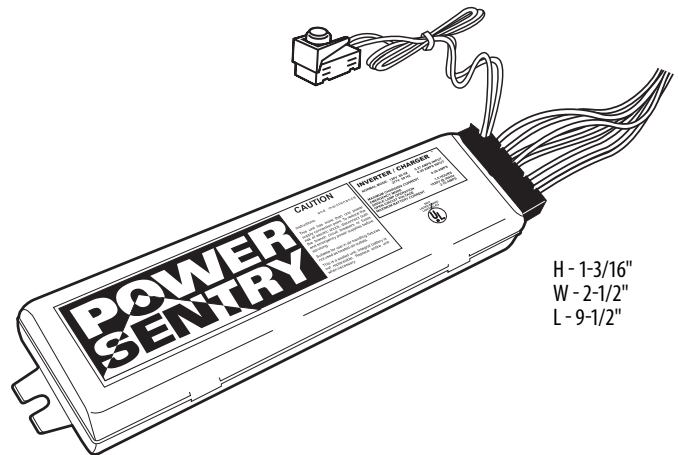
### Notes

- \* Based on the lumen output of the lamp; provides full light output.
- One-lamp emergency operation for 1, 2, 3 or 4-lamp ballasts.
  - Two-Lamp emergency operation for 2, 2 or 4-lamp ballasts.
  - One-lamp, 2 hour emergency operation for 2, 3 or 4-lamp ballasts.

## KEY FEATURES



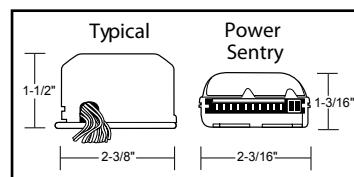
Quick-Disconnect wiring system



H - 1-3/16"  
W - 2-1/2"  
L - 9-1/2"

## MOUNTING

All dimensions are inches (millimeters)



Cross section end view

Shipping weight: 2.0 lbs (0.68 kg).

Reduced-profile design fits in the tightest of applications



PSQ500QD MVOLT