



# MARK<sup>®</sup> ARCHITECTURAL LIGHTING

## 2x2 T5HO Sample Open Office Calculation 50 Foot Candles

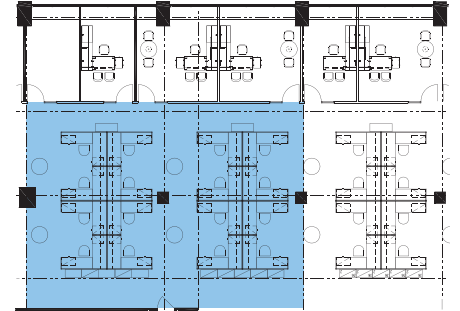
### Rendering



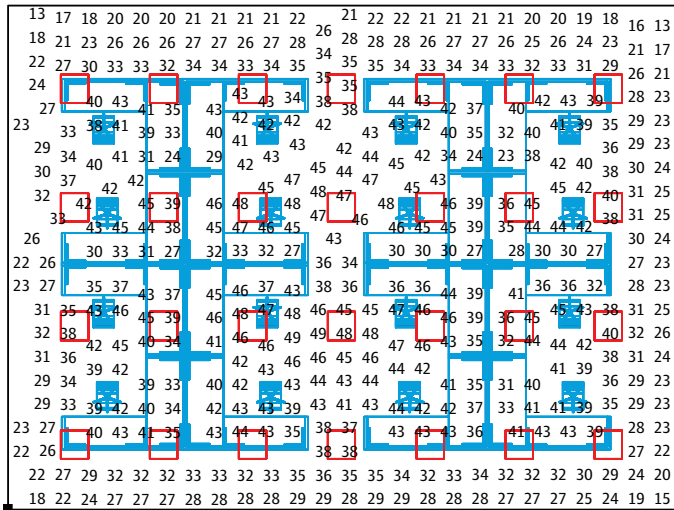
## The **Whisper 3D** Series



### Key Plan



### Calculation



(0.97W/Ft<sup>2</sup>)

### Parameters

**FIXTURE SPACING**  
6'-0" x 8'0"

**FIXTURE**  
WHISPER 3D, #WHS3D-22-2 T5HO-WH-LR  
FIXTURE SIZE: 2' x 2'  
LAMPING: (2) T5HO  
CENTER PANEL: WHITE  
SIDE LENS: CLEAR RIBBED ACRYLIC  
BALLAST: BALLAST FACTOR 1.1  
TESTED INPUT WATTS 53

**LIGHT LOSS FACTORS**  
LAMP LUMEN DEPRECIATION: 5%  
LUMINAIRE DIRT DEPRECIATION: 11%  
ROOM DIRT DEPRECIATION: 4%  
LAMP BURNOUT: 5%

**SPACE DIMENSIONS**  
W34' x L45' x H8.5'

**REFLECTANCES**  
CEILING: 80%  
WALL: 50%  
FLOOR: 20%  
PARTITION: 40%  
FURNITURE: 25%

**TASK PLAN**  
2'-6" A.F.F.

# MARK<sup>®</sup> ARCHITECTURAL LIGHTING

## 2x2 T5HO Sample Open Office Calculation 50 Foot Candles

### Rendering




### Calculation

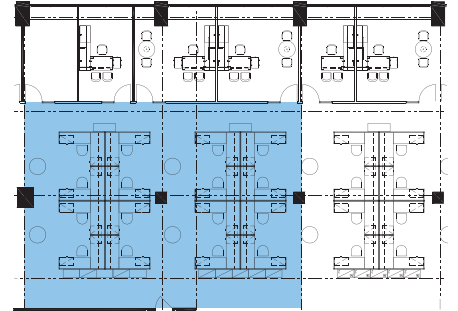
27	29	30	34	35	37	38	40	40	40	41	41	41	40	38	37	36	34	32	29	27
29	32	33	36	37	40	41	42	43	44	44	44	43	42	43	40	38	36	35	32	29
30	32	34	37	38	41	42	44	44	45	45	48	48	44	46	41	41	36	34	30	
32	35	36	40	42	44	45	47	48	48	49	49	48	47	45	43	41	39	36	33	
33	36	38	41	43	46	47	49	49	49	50	49	48	48	46	42	40	38	37	33	
34	37	38	42	44	47	48	50	50	50	49	49	49	49	49	49	49	49	49	49	38
35	38	39	43	45	48	49	51	52	53	53	54	53	52	50	48	46	43	42	38	35
36	39	41	45	47	50	51	53	54	55	55	55	54	53	52	50	48	45	44	39	37
37	40	42	46	48	51	53	55	55	56	56	56	55	54	51	49	46	44	40	37	
37	40	42	47	48	51	53	55	56	57	57	57	56	55	54	51	50	47	45	41	38
37	41	43	47	49	52	54	56	57	58	58	59	58	57	55	52	51	47	45	41	38
38	42	43	48	49	53	55	57	58	59	59	59	59	57	56	53	51	48	46	42	39
38	41	43	47	49	53	54	57	57	59	59	59	58	57	55	53	51	48	46	42	39
38	41	43	47	49	52	54	56	57	58	58	58	58	56	55	52	51	47	45	41	39
37	40	42	47	48	52	53	55	56	57	57	56	56	54	54	52	50	47	45	41	38
35	39	40	44	46	49	51	53	53	54	54	53	53	52	51	49	48	44	43	39	36
35	38	40	43	45	48	49	51	52	53	53	52	52	51	50	47	46	44	42	38	35
34	37	38	42	44	47	48	50	51	52	52	51	51	49	48	45	44	41	38	34	
33	36	38	42	43	46	47	49	50	51	51	45	38	37	36	45	44	42	40	37	34
31	34	35	39	40	43	44	46	46	47	47	47	46	45	44	43	41	39	38	34	32
30	32	33	37	38	41	42	43	44	45	45	45	44	43	42	40	39	37	36	32	30
29	32	33	36	37	40	41	43	43	44	44	44	43	43	42	40	39	36	35	32	29
27	29	30	33	34	36	37	39	40	40	41	40	40	39	38	36	35	33	32	29	27
24	25	26	29	30	33	33	35	35	36	36	36	36	35	34	33	31	29	28	25	24
22	24	25	28	29	31	32	33	34	34	34	34	34	33	32	31	30	28	27	24	22

(1.77W/Ft<sup>2</sup>)

## The **Whisper 3D** Series



### Key Plan



### Parameters

**FIXTURE SPACING**  
4'-0" x 6'-0"

**FIXTURE**

WHISPER, #WHS3D-22-2 T5HO-WH-LR  
 FIXTURE SIZE: 2' x 2'  
 LAMPING: (2) T5HO  
 CENTER PANEL: WHITE  
 SIDE LENS: CLEAR RIBBED ACRYLIC  
 BALLAST: BALLAST FACTOR 1.1  
 TESTED INPUT WATTS 53

**LIGHT LOSS FACTORS**

LAMP LUMEN DEPRECIATION: 5%  
 LUMINAIRE DIRT DEPRECIATION: 11%  
 ROOM DIRT DEPRECIATION: 4%  
 LAMP BURNOUT: 5%

**SPACE DIMENSIONS**

W10' x L12' x H8.5'

**REFLECTANCES**

CEILING: 80%  
 WALL: 50%  
 GLASS: 6%  
 FLOOR: 20%  
 FURNITURE: 25%

**TASK PLAN**

2'-6" A.F.F.