

MARK® ARCHITECTURAL LIGHTING



The SP Series

The shallow profile of SP makes it the perfect perimeter selection where minimal ceiling penetration is desired. It is available in semi-recessed or fully recessed versions with fluorescent or LED light sources.

Housing and vertical fascias are extruded aluminum, and the extruded matte white acrylic lens snaps into the housing. SP is available in 8-, 6-, 4-, 3- and 2-foot sections. A 6-inch staggering of T5, T5HO or T8 lamps is standard. Corners are available; please consult factory.

Type:

Project:

Catalog Number:

DO NOT TYPE HERE. Autopopulated field.

Specification Features

Housing

Housing and vertical fascias are extruded aluminum. Internal wiring trays are 20-gauge, cold-rolled steel.

Housing Finish

Matte white.

Shielding

Extruded matte white acrylic lens snaps into housing.

Lamps

Standard 6" stagger, (1) or (2) T5 or T5HO or (1) T8 (in cross section). Lamps provided by others.

Ballast

Thermally protected Class P energy-saving electronic ballast.

Mounting

Recessed perimeter wall wash in 8', 6', 4', 3' and 2' sections.

Corners

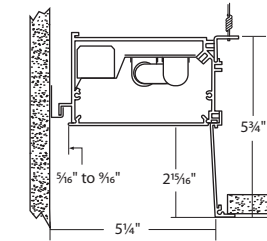
90-degree inside or outside corners.

Certification

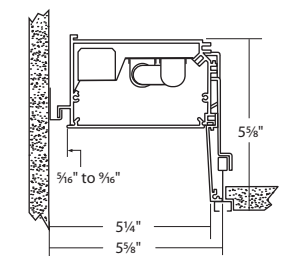
cULus Listed, IBEW (Local 3) Union-made in the USA.

Technical Drawings

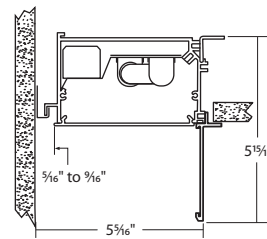
SPR FL



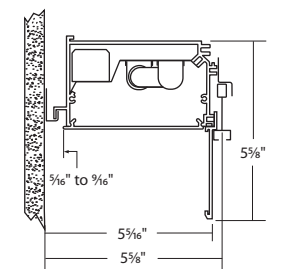
SPR G9



SPS FL



SPS G9



Ordering

Example: SPR 18FT G9 2T5 EBIS 120 SW

| Series | Length ¹ | Ceiling Type | No. of lamps/Lamp type | Ballast | Voltage | Lens | Options |
|-----------------------|---------------------------------------|----------------------------|--------------------------------------|-------------------------------------|------------------|-----------------------|-----------------------------|
| SPR Fully recessed SP | __ft. Provide wall-to-wall dimensions | G9 9/16" wide inverted tee | Number of lamps Lamp type | EBPR Program rapid start (standard) | 120 | SW Soft-white acrylic | EMPK Emergency battery pack |
| SPS Semi-recessed SP | | FL 5/8" flange (sheetrock) | 1 T5S 2 ² T5HOS T8S | EBIS Instant start | 277 | | CP Chicago plenum |
| | | | | EDB Dimming (specify) | 347 ³ | | |
| | | | | EDHL Lutron Hi-Lume® dimming | | | |
| | | | | EDE10 Lutron Eco-10® dimming | | | |
| | | | | EDES Lutron Eco System® | | | |

Notes

- 1 Provide field dimensions when placing order. For patterns, clearly indicate inside or outside corners. Upon request, factory will prepare installation drawings for approval.
- 2 T5 and T5HO only.
- 3 Consult factory for lamp and ballast compatibility.