


# MARK® ARCHITECTURAL LIGHTING



## The Veil Series

Like a thin and delicate piece of fabric, Veil softens, warms and enhances light. A flexible, translucent PVC membrane provides the shielding that gently scatters light to give Veil its superior diffusing qualities.

The almost sky-like light warms the appearance of interior environments, and with its wide range of standard and custom sizes, Veil is able to provide soft volumetric illumination for almost any room.

Type:

Project:

Catalog Number:

DO NOT TYPE HERE. Autopopulated field.

## Specification Features

### Housing

Nominal 1'x4', 2'x2', 2'x4', 4'x4', or 5'x5' housing fabricated from 20-gauge, cold-rolled steel. Consult factory for other sizes.

### Finish

Matte white.

### Reflector

Precision-formed steel; white.

### Shielding

Flexible, translucent white PVC membrane with clear overlay membrane assembled to extruded aluminum door frame.

### Lamps

T5, T5HO, T8, 40W BX, or 50W BX lamps. See chart for lamp quantities.

### Ballast

Thermally protected Class P energy-saving electronic ballast.

### Mounting

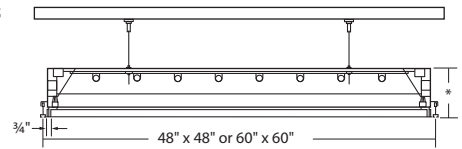
Recessed, lay-in. Designed to accommodate 9/16" slot grid. Consult factory for other ceiling types. (4'x4' and 5'x5' units require support to structure.)

### Certification

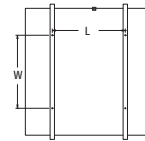
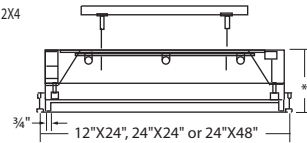
cULus Listed, IBEW (Local 3) Union-made in the USA.

## Technical Drawings

VEIL 4X4 OR 5X5



VEIL 1X4, 2X2, & 2X4



MOUNTING HOLE LOCATIONS

	WIDTH	LENGTH
VL22	12	12
VL24	12	27
VL44	27	27
VL55	36	36
VL66	48	48

(See Configurations Chart below for fixture depth.)

## Ordering

Example: VL 44 4T5 EBPR 120

Series	Size	Number of lamps/Lamp type <sup>1</sup>	Ballast	Voltage	Options
VL Veil	14 1' x 4'	Number of lamps	EBPR Program rapid start (standard)	120	EMPK Emergency battery pack
	22 2' x 2'	Lamp type <sup>1</sup>	EBIS Instant start	277	CP Chicago plenum
	24 2' x 4'	1 T5	EDB Dimming (specify)	347 <sup>2</sup>	GB Flanged door for drywall application
	44 4' x 4'	2 T5HO	EDHL Lutron Hi-Lume® dimming		
	55 5' x 5'	3 T8	EDE10 Lutron Eco-10® dimming		
		4 40BX	EDES Lutron Eco System®		
		6 50BX			
		8			

### Notes

- Specify number of lamps and lamp type. See configurations table.
- Consult factory for lamp and ballast compatibility.

### CONFIGURATIONS

SIZE	LAMP TYPE	6" DEPTH	8" DEPTH	10" DEPTH
1' x 4'	T5, T5HO, T8	2, 3 lamps	--	1 lamp
2' x 2'	BX, T5, T5HO	--	3, 4 lamps	2 lamps
2' x 4'	T5, T5HO, T8	3, 4 lamps	--	2 lamps
4' x 4'	T5, T5HO, T8	6, 8 lamps	--	4 lamps
5' x 5'	T5, T5HO, T8	6, 8 lamps	--	4 lamps