

OVERVIEW

The WSX family of wall switch occupancy sensors provides simple and cost effective solutions for commercial and residential lighting control applications. All WSX family sensors have a stylish low profile appearance, soft-click buttons, and provide small motion detection up to 20 ft (6.10 m), making them perfect for private offices, private rest rooms, closets, copy rooms, or any other small enclosed space. Additionally, all WSX family sensors have a patent-pending wiring method that enables them to function either with or without a neutral connection. WSX units come pre-configured for wiring without a neutral, however if connection to neutral is required by code, contractors can convert the unit in seconds. With optional flash programming via the Sensor Switch VLP mobile device application, the user can easily change time delay, on mode and photocontrol settings.

FEATURES

- Compatible with 0-10V dimming luminaries
- 100% passive detection
- Small motion detection up to 20 ft
- Programmable with Sensor Switch VLP app or traditional push button, refer to ordering information for availability
- Dual technology (PDT) utilizes PIR/Microphonics™ detection
- Self-grounding mounting strap
- Convertible Neutral to Ground - depending on code, accommodates powering over ground or neutral connection in one device
- Miswire Protection - interchangeable line and load wires, no damage to device if line voltage is miswired to 0-10V wires
- Integrated photocell with Adaptive Daylight Harvesting (ADH)
- Vandal resistant lens
- Fully meets NEC 2017 Section 404.2C neutral requirements - no current leakage to ground when connected to neutral
- Ability to aid in IECC and ASHRAE Code Compliance

Warranty

5-year limited warranty. This is the only warranty provided and no other statements in this specification sheet create any warranty of any kind. All other express and implied warranties are disclaimed. Complete warranty terms located at: www.acuitybrands.com/support/warranty/terms-and-conditions

Note: Actual performance may differ as a result of end-user environment and application. Specifications subject to change without notice.



WSX D
Dimming Occupancy
Wall Switch



ORDERING INFORMATION

WSX D Example: **WSX PDT D 347 WH 8H**

Series	Detection Mode	eldoLED	Dimming	Operating Mode
WSX Wall Switch Occupancy Sensor	[blank] Passive Infrared (PIR) PDT Dual Technology	[blank] None EZ ¹ eldoLED Driver Compatibility	D Dimming	[blank] Automatic On SA Manual On VA Vacancy ASL ² Automatic Start Level 5VDC

Voltage	Visible Light Programming ⁴	Color ⁵	Max Dim Level ⁷	Min Dim Level ⁷
[blank] 120-277 VAC 347 ³ 347 VAC	[blank] None VLP Visible Light Programming	WH White AL Almond IV Ivory BK Black GY Gray RD ⁶ Red	[blank] 10 VDC 9H 9 VDC 8H 8 VDC 7H 7 VDC	[blank] 0 VDC 4V 4 VDC 1V 1 VDC 5V 5 VDC 2V 2 VDC 6V 6 VDC 3V 3 VDC

NOTES:

1. Max Dim Level default set to 9.1VDC. Min Dim Level default set to 1.5VDC.
2. Not available with EZ, VLP, Max Dim, or Min Dim Level.
3. 347 VAC units only available with White or Ivory wall plates.
4. Available only with PDT option. Not available with EZ option.
5. Matching wall plate provided for 120/277 VAC units.
6. Special order.
7. For settings other than default, minimum order quantity is 30 units.

SPECIFICATIONS

Electrical

Input Ratings 120-277VAC, 50/60 Hz
347VAC, 50/60 Hz (with 347 option)

Output Ratings 120VAC, 800W, 6.7A - Tungsten, Standard Ballast, Electronic Ballast
277VAC, 1200W, 4.3A - Tungsten, Standard Ballast, Electronic Ballast
347VAC, 1500W, 4.3A - Tungsten, Standard Ballast, Electronic Ballast
120/277/347VAC, 1/4 HP - Motor

Relay Type Latching

Low Voltage Output Ratings 0-10VDC, Sinks <50mA

Standards/ Ratings Energy Management Equipment, UL916 (E167435)

Mechanical

Dimensions 2.74"H x 1.68"W x 1.63"D (70mm x 43mm x 41mm) - does not include ground strap

Mounting Single-Gang Box

Connection Type Low-Voltage Leads, Line-Voltage Leads

Environmental

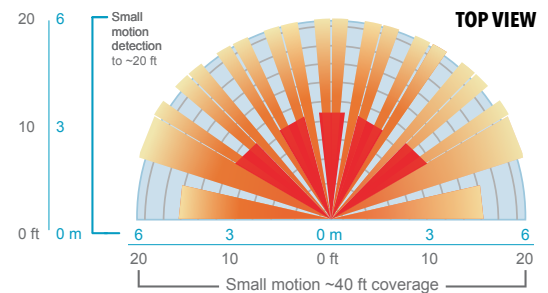
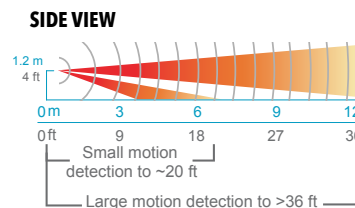
Warrantied Operating Temperature 32°F to 140°F (0°C to 60°C)

Relative Humidity Up to 90%, Non-Condensing

Standards/ Ratings RoHS

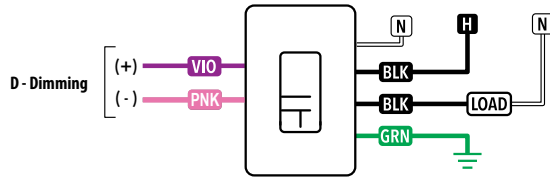
COVERAGE PATTERNS

- Small motion (e.g. hand movements) detection up to 20 ft (6.10 m), ~625 ft²
- Large motion (e.g. walking) detection greater than 36 ft (10.97 m), ~2025 ft²
- Wall-to-wall PIR coverage
- Units with -PDT (Passive Dual Technology) option (also called Microphonics) provide overlapping detection of human activity over the complete PIR coverage area. Advanced filtering is utilized to prevent non-occupant noises from keeping the lights on.
- Tested to NEMA WD 7-2011

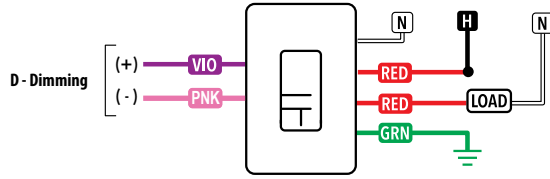


CONVERTIBLE NEUTRAL

120/277 VAC

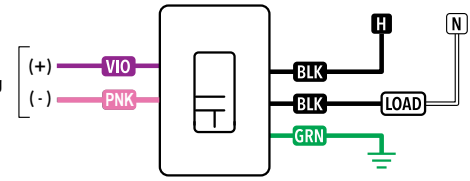


347 VAC

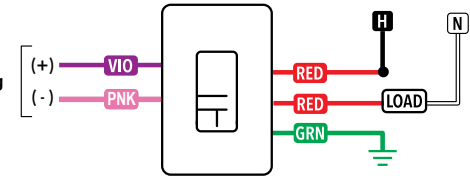


GROUND ONLY

D - Dimming



D - Dimming



NOTES:

- 1.) Per NEC requirements, the 0-10V violet and gray wires must be installed as Class One.
- 2.) The 0-10V control wires must not exceed 250 ft (76 m) in length and must be sized at no less than 20AWG.
- 3.) All models are field convertible to accept neutral wiring when required.
- 4.) 0-10V Dimming Common from luminaire may be pink or as otherwise indicated per section 410.69 of the 2020 NEC

Adaptive Daylight Harvesting (ADH)

With Sensor Switch's Adaptive Daylight Harvesting (ADH), automatic dimming has never been more reliable - even in a wall switch. It works by establishing two state change set-points; daylight and darkness. The light level in the space will then be automatically maintained by **intelligently controlling** the dim level of the electric light source. Set-points can be established using the "Set Now" option or programmed using desired light levels as measured in foot candles (fc).

