



Catalog Number	
Notes	Type

**Architectural Wallbox Dimmers**

# DSD

## FEATURES

### INTENDED USE

To provide smooth, full-range dimming of fluorescent fixtures equipped with the Advance Mark X dimming ballast. Dimmers feature a strap-mount design and may be used individually or ganged together for multiple load applications. These dimmers are ideally suited for use with Lithonia Lighting ADEZ fixture dimming options.

### ATTRIBUTES

Smooth dimming of fluorescent lamps. Preset and three-way operation standard. Strap mount for easy ganging. No neutral or calibrations required. Two color choices. Standard wallplate included. Uses industry-standard designer opening for multi-gang application and ganging with switches.

### ELECTRICAL

Single-phase, 120V or 277V two-wire circuits only.

Neutrals from multiple dimmers may not be shared in multi-phase applications.

### FUNCTIONAL

Provides dimming intensity level and *on/off* control of permanently-installed line voltage fluorescent light fixtures using solid-state Advance Mark X dimming ballasts.


Intensity control: Vertical linear slide, full to minimum range. Square law dimming curve.

Switch: Mechanical air-gap rocker switch for separate *on/off* control. Provides preset and three-way operation standard.

### LISTING

UL listed; listed and labeled to comply with Canadian Standards.

## FLUORESCENT DIMMER ADVANCE MARK X



Shown with optional DSA FP 1D wallplate (order separately)

## ORDERING INFORMATION

Example: **DSD 500 ADEZ 120 IV**

Choose the boldface catalog nomenclature that best suits your needs and write it on the appropriate line. Order accessories as separate catalog number.

DSD	500	ADEZ		
Series	Capacity	Lamp type	Voltage	Color
<b>DSD</b>	<b>500</b> 500 VA	<b>ADEZ</b> Fluorescent (Advance Mark X ballast)	<b>120</b> 120 volts <b>277</b> 277 volts	<b>IV</b> Ivory <b>WH</b> White

### Accessories\*

Order as separate item.

- DSA FP D# IV** Ivory screwless thermoplastic wallplate for DSD or Decora® compatible devices. Specify number of gangs from one to six devices.
- DSA FP D# WH** White screwless thermoplastic wallplate for DSD or Decora® compatible devices. Specify number of gangs from one to six devices.

\* DSD dimmers are supplied with standard wallplates. Order optional **IV** ivory or **WH** white screwless designer wallplates to match dimmer.

# DSD Architectural Wallbox Dimmers

## SPECIFICATIONS

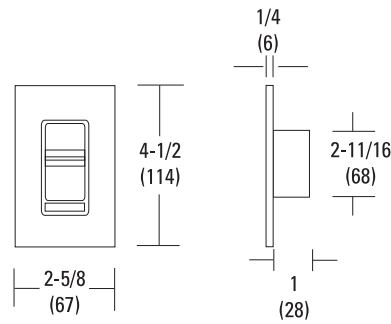
- Description of dimmers and switches defined herein is based on the DSD Series of commercial-grade lighting controls by Lithonia Lighting, or pre-approved equal. Wallbox dimmers shall be provided with sufficient capacity for control of the loads as identified on the drawings. All dimmers shall be UL listed and listed and labeled to comply with Canadian Standards for the required loads.
- Contractor shall furnish all equipment, labor and other services for proper installation of the dimmers. Contractor shall run separate neutral wires to prevent dimmer interaction and neutral harmonic current rise.
- Each dimmer shall have a linear slide intensity control and air-gap switch for positive disconnect of voltage to the loads. Dimmers shall be capable of operating at rated load without adversely affecting design lifetime. Dimmers shall have power-failure memory and restore to the saved levels set prior to the power being interrupted.
- Dimmers shall exhibit a smooth continuous square law dimming curve, and be filtered to minimize interference with properly installed radio and AV equipment.
- Contractor shall provide multi-gang screwless faceplates for installations of dimmers and designer-style switches ganged as specified. Color shall be ivory or white as specified on the drawings. Faceplate shall attach without exposed fasteners.

## MECHANICAL

- Dimmer will mount in a standard one-gang switch box; or may be derated and ganged in multi-gang switch box. DSA FP screwless wallplate is not recommended for use with retrofit boxes with ears.
- Termination: Pigtails on dimmer connect to ground, line and load wiring with wire connectors (not furnished).

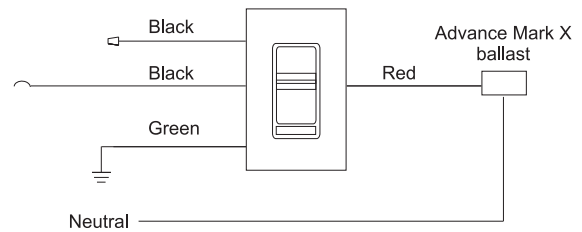
## DIMENSIONS

All dimensions are inches (millimeters).

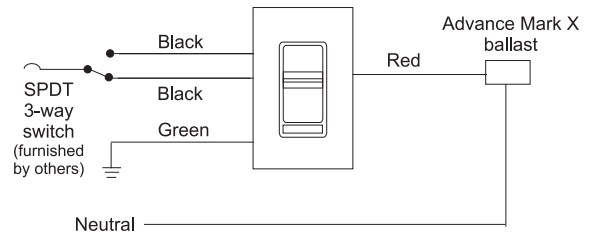


## WIRING DIAGRAMS

### Single-Pole Wiring



### Three-Way Wiring



**Note:** 3-way dimmer and 3-way switch location can be interchanged.

## CAPACITIES AND DERATING

### 120 Volts

Advance Mark X™ Part No.	Lamp Type	Max. # Ballasts/Dimmer	
		One-gang Dimmer	Multi-gang Dimmer
REZ-2Q26	PLC 26W	8	6
REZ-132	T8/32W	14	11
REZ-2S32	T8/32W	7	5
REZ-3S32	T8/32W	4	3
REZ-1T32	PLT 32-26W	13	10
REZ-1T42	PLT 42W	10	8
REZ-1TTS40	CF 40W	11	9
REZ-2TTS40	CF 40W	6	5

### 277 Volts

Advance Mark X™ Part No.	Lamp Type	Max. # Ballasts/Dimmer	
		One-gang Dimmer	Multi-gang Dimmer
VEZ-2Q26	PLC 26W	8	6
VEZ-132	T8/32W	14	11
VEZ-2S32	T8/32W	7	5
VEZ-3S32	T8/32W	4	3
VEZ-1T32	PLT 32-26W	13	10
VEZ-1T42	PLT 42W	10	8
VEZ-1TTS40	CF 40W	11	9
VEZ-2TTS40	CF 40W	6	5



An Acuity Brands Company