



Catalog Number	
Notes	Type

## FEATURES


The LVRS remote station is used for remote control of lighting loads. The clean styling is ideal for high-finish areas. Stations are connected to inputs in the Synergy lighting control system or SwitchPak lighting control panel.

- Single gang
- One to nine switches
- On/off or raise/lower operation
- Optional LED pilot indicators
- Microtravel switch action
- Optional custom engraving
- No exposed fasteners
- Metallic and painted finishes
- Low profile
- Specification grade

Lighting Control System

# LVRS

Low-Voltage Remote Station



## ORDERING INFORMATION

Choose the boldface catalog nomenclature that best suits your needs and write it on the appropriate line. Order accessories as separate catalog number.

Example: **LVRS 1G 9SW BJ4 PL**

LVRS	1G			
Series	No. of gangs	No. of switches	Finish	Option
<b>LVRS</b>	<b>1G</b>	<b>_SW</b> 1 to 9	<b>BJ4</b> Brushed stainless steel, black frame and buttons <b>BL4</b> Painted black, black frame and buttons <b>WC2</b> Painted white, white frame and buttons <b>IE3</b> Painted ivory, ivory frame and buttons <b>BF4</b> Polished brass, black frame and buttons	<b>PL</b> 24VDC LED pilot indicator

### Accessories

Order as separate catalog number.

- SYRS 1GR** Plaster ring mounts to 4" box (by others).
- BKLE 10P** Engraved button caps, 10 pack
- SQRS RE** Recessed locking NEMA 1 enclosure.
- SQRS SE** Surface locking NEMA 1 enclosure.

# LVRS Switching Accessory, Low-Voltage Remote Station

## SPECIFICATIONS

### FUNCTIONAL

- Push button switches can be configured for *on/off* (alternate action), *on* only or pairs of buttons for *on* and *off* or *raise/lower* (3-wire) functions.
- LED indicates load status or may be connected as a locator light.

### CAPACITIES

- 1, 2, 3, 4, 5, 6, 7, 8 or 9 switches.

### ELECTRICAL

- Pilot current draw: 2ma at 24VDC
- Operating voltage: 24VDC, low voltage Class 2.
- Wiring connections: One #18 AWG per switch, one #18 AWG per pilot, plus one common per station.

### MECHANICAL


- Mounts to Lithonia SYRS 1GR or Steel City 52C13 one gang plaster ring attached to a grounded 4" square, 2-1/2" deep outlet box (preferred) or to a grounded Steel City GW-125-G one gang masonry box (1-7/8" minimum inside width, 2-1/2" minimum inside depth). Use of tile rings, narrow or ungrounded boxes can damage system.
- Faceplate held to frame by magnetic strips.

### ENGRAVED BUTTON CAPS

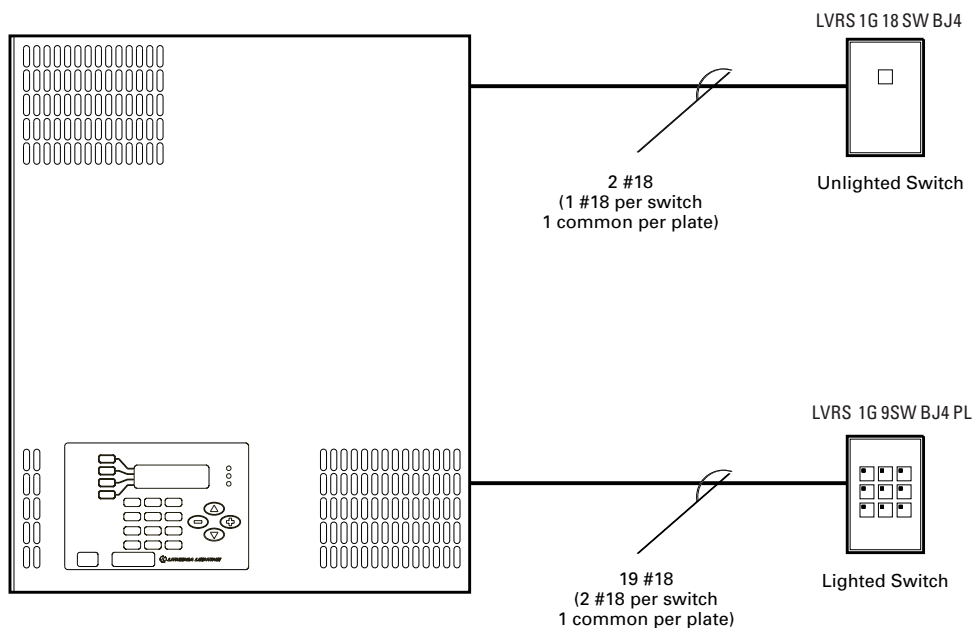
- Characters are upper case block normal. Maximum two lines per switch, seven characters per line.
- Characters are backfilled with a contrasting color.

## DIMENSIONS

All dimensions are inches (millimeters).



## WIRING DIAGRAM



An AcuityBrands Company