



Loop End (LP)



Single Toggle (TG)



Two Toggles (YTG)

Typical YTG Connection



Note: All luminaires do not necessarily accommodate all cable end types.

Specifications

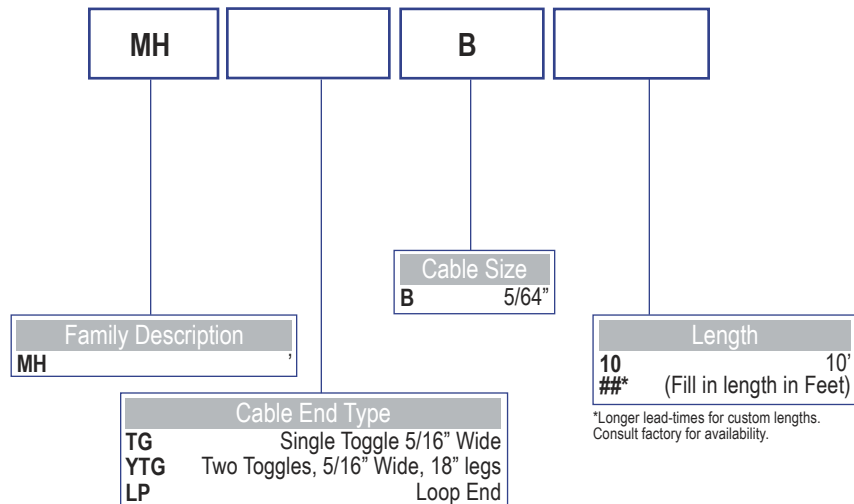
Industrial Aircraft Hangers are extremely quick and easy to install. No special tools or skills are required for installation. One of the great benefits of the system is the speed and flexibility of installation.

Aircraft cables are provided in kits (two cables per kit), so one kit is needed per fixture ordered. Each of the cables includes one hanger.

Cable kits are pre-packed in boxes of 5, 25 & 50 and they must be ordered in these multiples.

NOMENCLATURE				PERFORMANCE SPECIFICATION			
FAMILY DESCRIPTION	SUPPORT END	CABLE SIZE	LENGTH (FT.)	CABLE DIAMETER (INCHES)	WORKING LOAD (LBS)	MINIMUM BREAKING LOAD (LBS)	LOAD PERCENTAGES (DEGREES)
MH	LP	B	10	5/64"	23 - 100	500	0° AT 100% 15° AT 96% 30° AT 86% 45° AT 70% 60° AT 50%
			30	5/64"	23 - 100	500	
	TG	B	10	5/64"	23 - 100	500	
			5	5/64"	23 - 100	500	
	YTG	B	10	5/64"	23 - 100	500	
			15	5/64"	23 - 100	500	

Catalog Logic

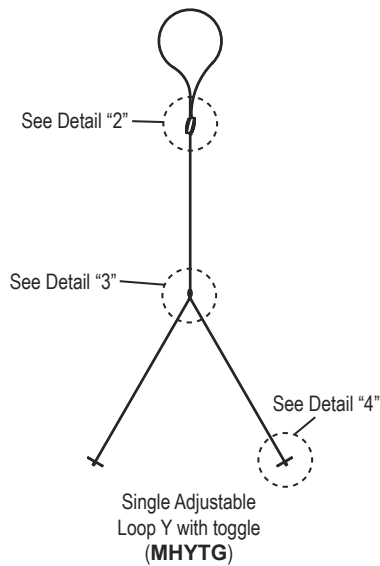
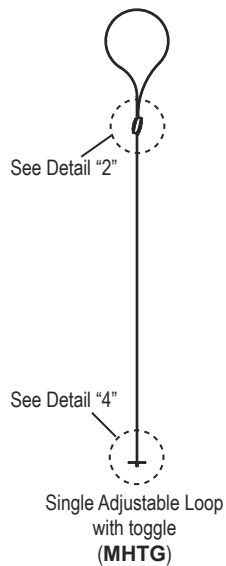
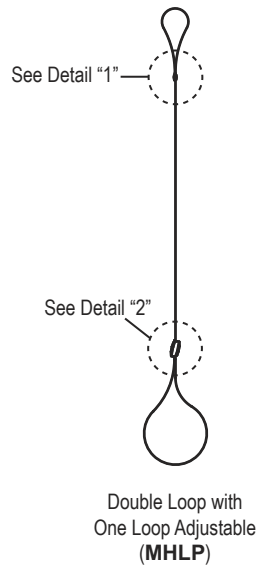
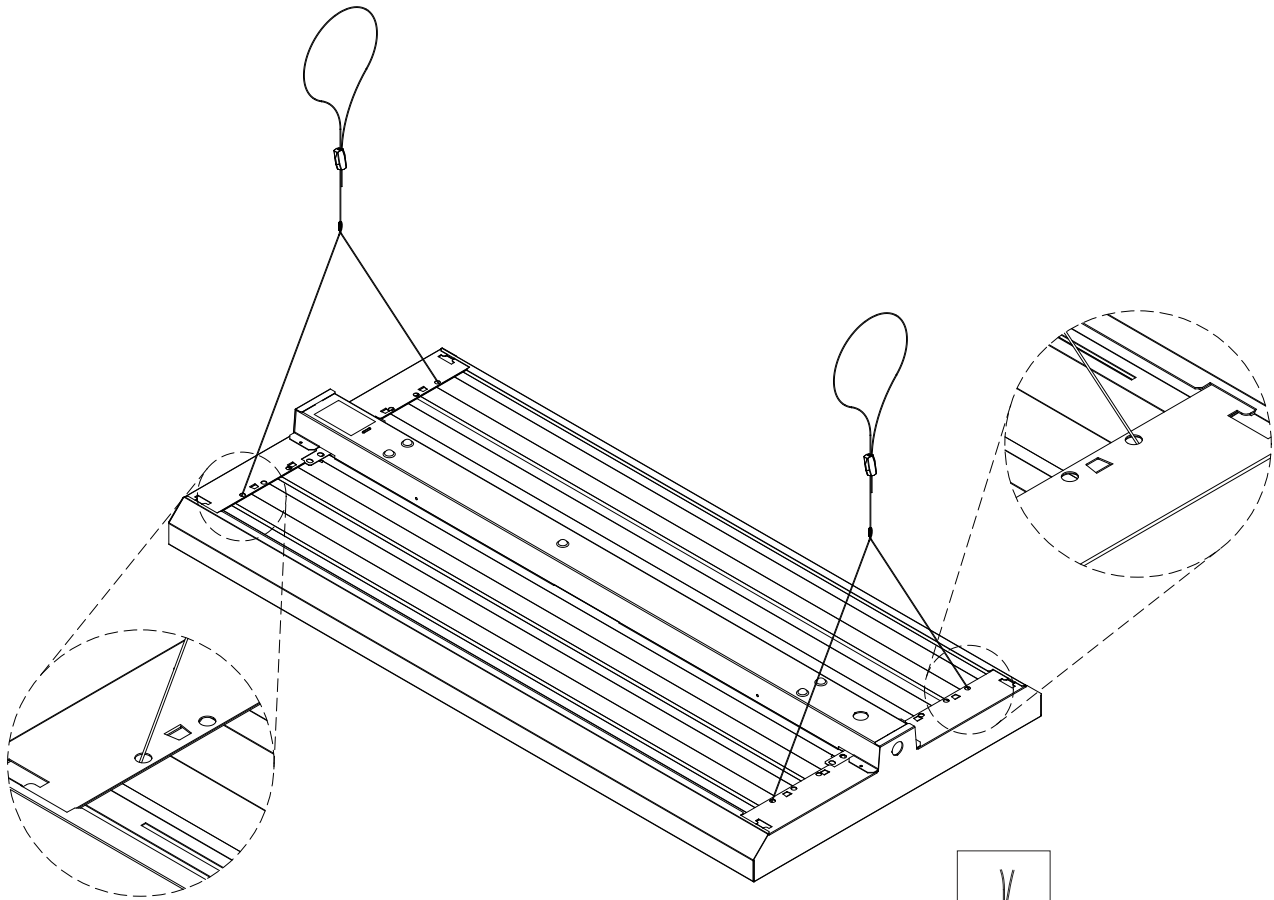


MAAIRCABHB8501

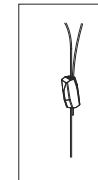




Illustrations



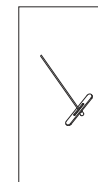
Detail "1"
Swedged Connection



Detail "2"
Hanger Connection



Detail "3"
Swedged Connection



Detail "4"
Toggle Connector

