

Highland Park™ 1.0

Bungalow Style TLHPC10

Catalog Number:	Type:
Project:	

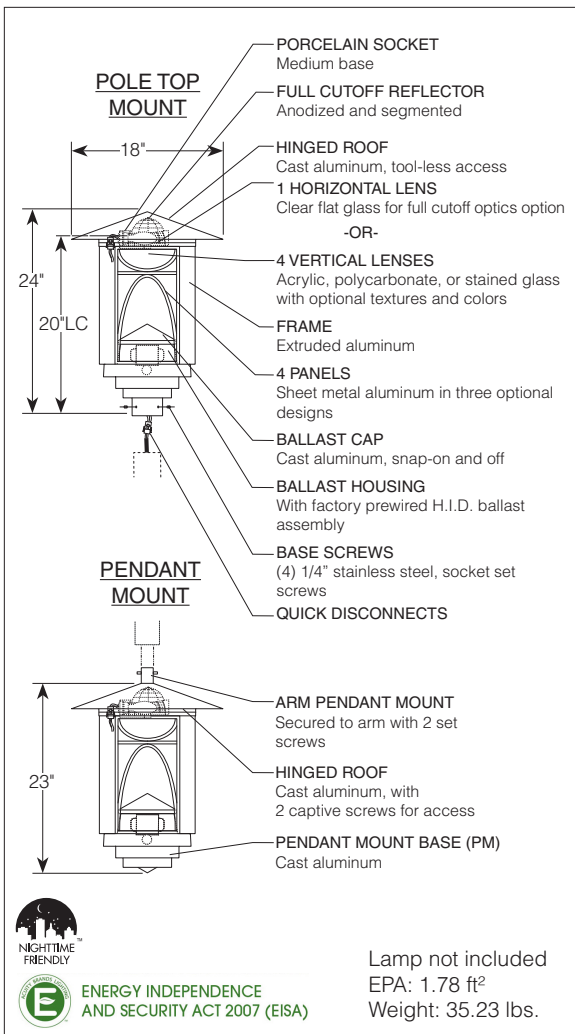


Series Bases Lamp Type Lens Distribution Voltage Panels Options Finish

Sample Catalog no:

Series	Bases	Lamp type	Lens	Distribution	Voltage	Panels	Options	Finish
TLHPC10	3R 4R 4S PM SM	100M MED 70M MED 50S MED 70S MED 100S MED	AWS ACT ACS PWS PCT PCS	R2 R3 R4 R5	120 208 240 277 347 480	P3 P1 P2 P3	SF DF PEB1 PEB2	DBL DDB DTG DBNS DCRW DCRU CM CS
							Single Fusing Double Fusing Photocell Button 120v Photocell Button 208, 240, 277v	Black Dark Bronze Dark Green Copper Brown Brown Beige Beige Custom Match Custom Select

Note: See following pages for details.



Lamp not included
EPA: 1.78 ft²
Weight: 35.23 lbs.

Construction

The luminaires are constructed of cast, extruded and sheet metal aluminum. The roof is hinged and sealed with a continuous silicone gasket. Lenses have a continuous seal. Internal ballast housing is cast aluminum and sealed with a silicone gasket with no exposed hardware. All exposed hardware is tamper resistant stainless steel.

FINISH: The powder coat finish uses premium TGIC polyester powder. The finish is a three-stage process that consists of drying, powder application and curing. Before coating, the parts are treated with a five-stage pretreatment process, consisting of a heated alkaline cleaner, rinse, phosphate coating, rinse and sealant.

Optics

Lens choices are, (1) horizontal tempered flat glass or (4) vertical acrylic, polycarbonate or stained glass. The luminaires utilize an internal anodized and segmented reflector with a socket for a horizontal lamp. Reflectors are available in Type II, III, IV and V, full cutoff distributions and are interchangeable.

Electrical

Luminaires are furnished with an HID ballast assembly. HID ballasts are high power factor core and coil. HID sockets are 4KV pulse rated porcelain, medium base with copper alloy nickel-plated screw shell and center contact. Lamp is not included.

Installation

Pole top luminaires mount directly on a 4" square pole, 4" round pole, or on a 3" O.D. x 3" tall tenon with (4) 1/4-20 socket set screws. Pole top luminaires have tool-less optical access through the hinged roof (with vertical lens assembly) and/or hinged side panel (with horizontal flat glass). Pendant luminaires mount to the arms by a tool-less plumb device and secured with set screws. Side mount luminaire has a wall plate with four, .56" diameter holes for mounting. Mounting hardware furnished by others. The optics are accessed through the hinged roof by loosening two captive fasteners. The reflector is secured with screws and is furnished with a quick-disconnect. The ballast assembly is furnished with a quick-disconnect and has tool-less access by removing the snap-on cover to the housing.

Listing

The luminaire is tested to and meets all NRTL's outdoor requirement standards, wet location use, through the fully accredited and approved CSA laboratory.
WARNING: Tersen reserves the right to modify specifications without notice.



Lighting







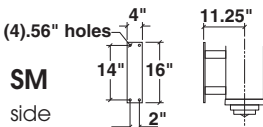

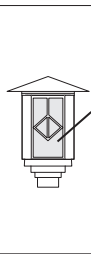
















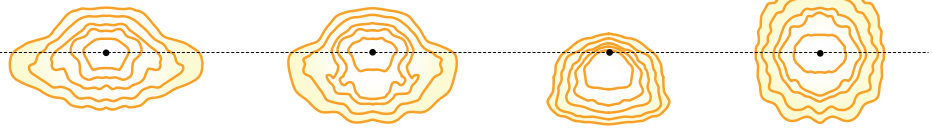
TLHPC10 page 1 of 4
Rev. 07/09

Highland Park™ 1.0

Bungalow Style TLHPC10

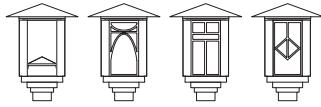


ORDERING GUIDE

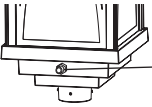
<p>Series</p>	<p><input type="checkbox"/> TLHPC10 <u>Tersen Luminaires - Highland Park 1.0 - Bungalow Style</u></p> 								
<p>Bases</p>	<p><u>Bases for Post Mount Options</u></p> <p> <input type="checkbox"/> 3R  3"x 3" pole tenon mount <input type="checkbox"/> 4R  4" round pole mount <input type="checkbox"/> 4S  4" square pole mount <input type="checkbox"/> PM  pendant mount <input type="checkbox"/> SM  side mount </p> 								
<p>Lamp type</p>	<p><u>Metal Halide</u> <input type="checkbox"/> 50M MED <input type="checkbox"/> 70M MED <input type="checkbox"/> 100M MED</p> <p><u>High Pressure Sodium</u> <input type="checkbox"/> 50S MED <input type="checkbox"/> 70S MED <input type="checkbox"/> 100S MED</p> <p> Ballast: HX-HPF Ballast: HX-HPF Ballast: HX-HPF Lamp: E17 Lamp: E17 Lamp: E17 Base: Medium Base: Medium Base: Medium </p> <p>1. Lamp not included.</p>								
<p>Lens</p>	<table border="1"> <thead> <tr> <th data-bbox="397 1071 584 1186">  Horizontal Lens </th> <th data-bbox="584 1071 868 1186"> <u>Glass Lens</u> <input type="checkbox"/> GCF clear flat </th> <th data-bbox="868 1071 1177 1186"> <u>Acrylic Lens</u> </th> <th data-bbox="1177 1071 1481 1186"> <u>Polycarbonate Lens</u> </th> </tr> </thead> <tbody> <tr> <td data-bbox="397 1186 584 1438">  4 Vertical Lens </td> <td data-bbox="584 1186 868 1438"> <input type="checkbox"/> GCS clear seeded  <input type="checkbox"/> GOF orange flame  </td> <td data-bbox="868 1186 1177 1438"> <input type="checkbox"/> ACT clear textured  <input type="checkbox"/> AWS white smooth <input type="checkbox"/> ACS clear smooth </td> <td data-bbox="1177 1186 1481 1438"> <input type="checkbox"/> PCT clear textured  <input type="checkbox"/> PWS white smooth <input type="checkbox"/> PCS clear smooth </td> </tr> </tbody> </table>	 Horizontal Lens	<u>Glass Lens</u> <input type="checkbox"/> GCF clear flat	<u>Acrylic Lens</u>	<u>Polycarbonate Lens</u>	 4 Vertical Lens	<input type="checkbox"/> GCS clear seeded  <input type="checkbox"/> GOF orange flame 	<input type="checkbox"/> ACT clear textured  <input type="checkbox"/> AWS white smooth <input type="checkbox"/> ACS clear smooth	<input type="checkbox"/> PCT clear textured  <input type="checkbox"/> PWS white smooth <input type="checkbox"/> PCS clear smooth
 Horizontal Lens	<u>Glass Lens</u> <input type="checkbox"/> GCF clear flat	<u>Acrylic Lens</u>	<u>Polycarbonate Lens</u>						
 4 Vertical Lens	<input type="checkbox"/> GCS clear seeded  <input type="checkbox"/> GOF orange flame 	<input type="checkbox"/> ACT clear textured  <input type="checkbox"/> AWS white smooth <input type="checkbox"/> ACS clear smooth	<input type="checkbox"/> PCT clear textured  <input type="checkbox"/> PWS white smooth <input type="checkbox"/> PCS clear smooth						
<p>Distribution</p>	<p><u>Full Cutoff, Horizontal Lamp Reflectors</u></p> <p> <input type="checkbox"/> R2 <input type="checkbox"/> R3 <input type="checkbox"/> R4 <input type="checkbox"/> R5 </p> <p>House Side Street Side</p>  <p> Type II Distributes light slightly ahead of luminaire location with significant lateral spread. </p> <p> Type III Provides light farther ahead of the luminaire than a Type II pattern but maintains a significant lateral spread. </p> <p> Type IV Distributes light almost exclusively forward with limited light trespass and spill light behind the pole. </p> <p> Type V Provides improved uniformity with a variance of the Type V distribution with a slightly square pattern compared to the regular Type V. </p>								

Highland Park™ 1.0

Bungalow Style TLHPC10



ORDERING GUIDE

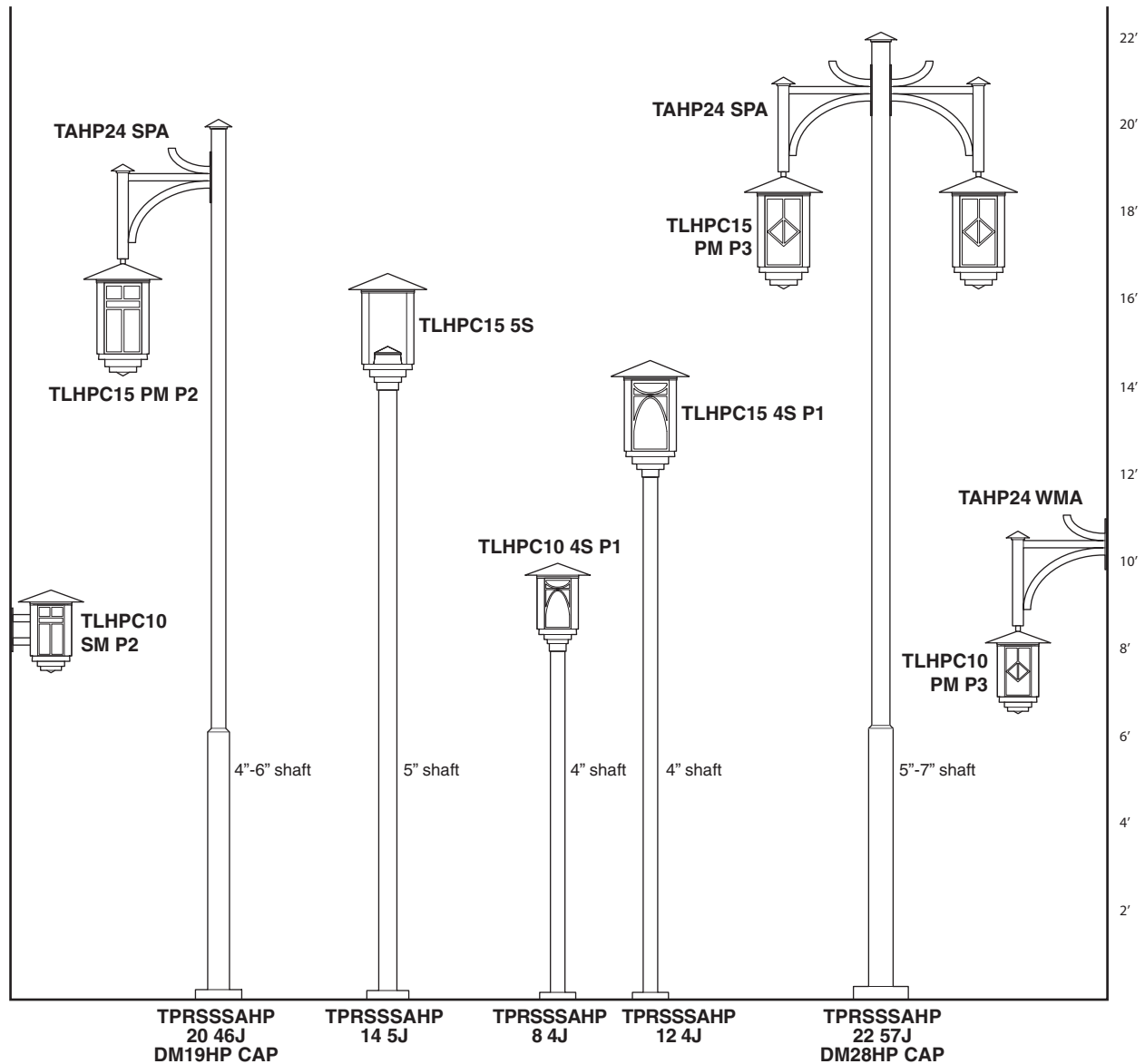
<p>Voltage</p>	<p> <input type="checkbox"/> 120 120 volt <input type="checkbox"/> 208² 208 volt <input type="checkbox"/> 240 240 volt <input type="checkbox"/> 277 277 volt <input type="checkbox"/> 347 347 volt <input type="checkbox"/> 480 480 volt </p> <p>Multi-tap ballast (120, 208, 240, 277v). For wattages under 70S or 70M contact Tersen for voltage availability. 2. Consult factory for 208 volt availability in Canada.</p>
<p>Panels</p>	<p> <input type="checkbox"/> blank no panel <input type="checkbox"/> P1 style 1 <input type="checkbox"/> P2 style 2 <input type="checkbox"/> P3 style 3 </p>
<p>Options</p>	<p> <input type="checkbox"/> SF Single Fusing <input type="checkbox"/> DF Double Fusing <input type="checkbox"/> PEB1 120v Photocell <input type="checkbox"/> PEB2 208,240,277v Photocell </p> <p>Consult Tersen for house side shield option with reflectors.</p>  <p>Photocell Button</p>
<p>Finish</p>	<p> <input type="checkbox"/> DBL Black <input type="checkbox"/> DDB Dark Bronze <input type="checkbox"/> DTG Dark Green <input type="checkbox"/> CM Custom Match <input type="checkbox"/> CS Custom Select </p> <p> <input type="checkbox"/> DBNS Copper Brown <input type="checkbox"/> DCRW Brown Beige <input type="checkbox"/> DCRU Beige </p> <p>This choice requires that a custom powder be manufactured to match a specific color chip provided by the specifier.</p> <p>Tersen offers custom selected RAL powder coat colors. See chart (form 794.3) for cataloged optional colors or contact the factory.</p>

Highland Park™ 1.0

Bungalow Style TLHPC10

Recommended Product Family

Luminaires, Poles, Arm and Wall Mount



LUMINAIRES: Available in two sizes, 1.0 and 1.5.

POLES: Square straight or stepped poles in aluminum with cast aluminum HP base.

ARM and WALL MOUNT: Aluminum arm with 24" from light center to pole or wall.

For detailed product specifications for Poles, Arm/Wall Mount and other Luminaire see the Tersen website.