

# Highland Park™ 1.0 Monument Style TLHPM10

Catalog Number:

Type:

Project:

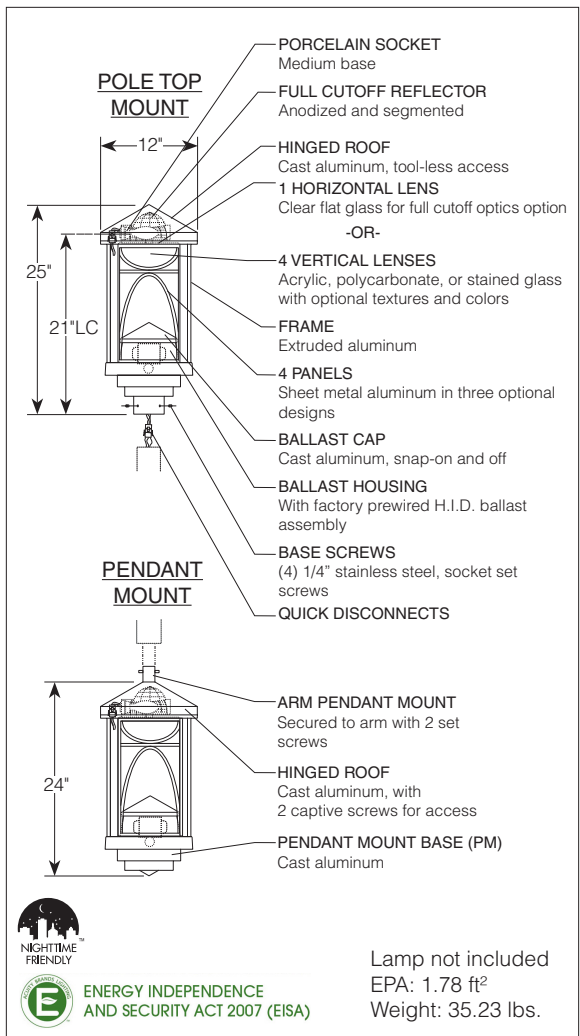


Series      Bases      Lamp Type      Lens      Distribution      Voltage      Panels      Options      Finish

**Sample Catalog no:**

TLHPM10	3R	100M MED	AWS	R2	120	P3	SF	DBL
Series	Bases	Lamp type	Lens	Distribution	Voltage	Panels	Options	Finish
TLHPM10	3R	50M MED	AWS GOF	R2	120	(blank)	SF Single Fusing	DBL Black
	4R	70M MED	ACT GCSD	R3	208	P1	DF Double Fusing	DBB Dark Bronze
	4S	100M MED	ACS GCF	R4	240	P2	PEB1 Photocell Button 120v	DTG Dark Green
	PM	50S MED	PWS	R5	277	P3	PEB2 Photocell Button 208, 240, 277v	DBNS Copper Brown
	SM	70S MED	PCT		347			DCRW Brown Beige
		100S MED	PCS		480			DCRU Beige
								CM Custom Match
								CS Custom Select

Note: See following pages for details.



**Construction**

The luminaires are constructed of cast, extruded and sheet metal aluminum. The roof is hinged and sealed with a continuous silicone gasket. Lenses have a continuous seal. Internal ballast housing is cast aluminum and sealed with a silicone gasket with no exposed hardware. All exposed hardware is tamper resistant stainless steel.

**FINISH:** The powder coat finish uses premium TGIC polyester powder. The finish is a three-stage process that consists of drying, powder application and curing. Before coating, the parts are treated with a five-stage pretreatment process, consisting of a heated alkaline cleaner, rinse, phosphate coating, rinse and sealant.

**Optics**

Lens choices are, (1) horizontal tempered flat glass or (4) vertical acrylic, polycarbonate or stained glass. The luminaires utilize an internal anodized and segmented reflector with a socket for a horizontal lamp. Reflectors are available in Type II, III, IV and V, full cutoff distributions and are interchangeable.

**Electrical**

Luminaires are furnished with an HID ballast assembly. HID ballasts are high power factor core and coil. HID sockets are 4KV pulse rated porcelain, medium base with copper alloy nickel-plated screw shell and center contact. Lamp is not included.

**Installation**

Pole top luminaires mount directly on a 4" square pole, 4" round pole, or on a 3" O.D. x 3" tall tenon with (4) 1/4-20 socket set screws. Pole top luminaires have tool-less optical access through the hinged roof (with vertical lens assembly) and/or hinged side panel (with horizontal flat glass). Pendant luminaires mount to the arms by a tool-less plumb device and secured with set screws. Side mount luminaire has a wall plate with four, .56" diameter holes for mounting. Mounting hardware furnished by others. The optics are accessed through the hinged roof by loosening two captive fasteners. The reflector is secured with screws and is furnished with a quick-disconnect. The ballast assembly is furnished with a quick-disconnect and has tool-less access by removing the snap-on cover to the housing.

**Listing**

The luminaire is tested to and meets all NRTL's outdoor requirement standards, wet location use, through the fully accredited and approved CSA laboratory. WARNING: Tersen reserves the right to modify specifications without notice.

NIGHTTIME FRIENDLY


ENERGY INDEPENDENCE AND SECURITY ACT 2007 (EISA)

Lamp not included  
EPA: 1.78 ft<sup>2</sup>  
Weight: 35.23 lbs.






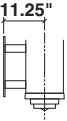
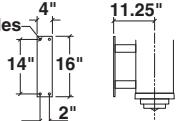


















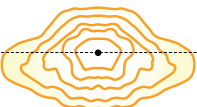
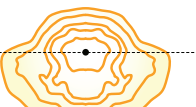
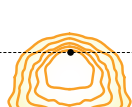
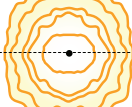










# Highland Park™ 1.0

## Monument Style TLHPM10




### ORDERING GUIDE

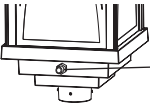
<b>Series</b>	<input type="checkbox"/> <b>TLHPM10</b> Tersen Luminaires - Highland Park 1.0 - Monument Style 																
<b>Bases</b>	<p>Bases for Post Mount Options</p> <div style="display: flex; justify-content: space-around; align-items: flex-start;"> <div style="text-align: center;"> <input type="checkbox"/> <b>3R</b>                3"x 3" pole tenon mount         </div> <div style="text-align: center;"> <input type="checkbox"/> <b>4R</b>                4" round pole mount         </div> <div style="text-align: center;"> <input type="checkbox"/> <b>4S</b>                4" square pole mount         </div> <div style="text-align: center;"> <input type="checkbox"/> <b>PM</b>                pendant mount         </div> <div style="text-align: center;"> <input type="checkbox"/> <b>SM</b>                side mount         </div> </div> <p style="font-size: small; margin-top: 10px;">(4).56" holes: </p>																
<b>Lamp type</b>	<table style="width: 100%; border-collapse: collapse;"> <tr> <td style="text-align: center; vertical-align: top;"> <u>Metal Halide</u>   <u>High Pressure Sodium</u> </td> <td style="text-align: center; vertical-align: top;"> <input type="checkbox"/> <b>50M MED</b>   <input type="checkbox"/> <b>50S MED</b> </td> <td style="text-align: center; vertical-align: top;"> <input type="checkbox"/> <b>70M MED</b>   <input type="checkbox"/> <b>70S MED</b> </td> <td style="text-align: center; vertical-align: top;"> <input type="checkbox"/> <b>100M MED</b>   <input type="checkbox"/> <b>100S MED</b> </td> </tr> <tr> <td></td> <td style="font-size: x-small;">                 Ballast: HX-HPF                  Lamp: E17                  Base: Medium             </td> <td style="font-size: x-small;">                 Ballast: HX-HPF                  Lamp: E17                  Base: Medium             </td> <td style="font-size: x-small;">                 Ballast: HX-HPF                  Lamp: E17                  Base: Medium             </td> </tr> <tr> <td colspan="4" style="text-align: center; font-size: x-small;">                 1. Lamp not included.             </td> </tr> </table>	<u>Metal Halide</u>  <u>High Pressure Sodium</u>	<input type="checkbox"/> <b>50M MED</b>  <input type="checkbox"/> <b>50S MED</b>	<input type="checkbox"/> <b>70M MED</b>  <input type="checkbox"/> <b>70S MED</b>	<input type="checkbox"/> <b>100M MED</b>  <input type="checkbox"/> <b>100S MED</b>		Ballast: HX-HPF Lamp: E17 Base: Medium	Ballast: HX-HPF Lamp: E17 Base: Medium	Ballast: HX-HPF Lamp: E17 Base: Medium	1. Lamp not included.							
<u>Metal Halide</u>  <u>High Pressure Sodium</u>	<input type="checkbox"/> <b>50M MED</b>  <input type="checkbox"/> <b>50S MED</b>	<input type="checkbox"/> <b>70M MED</b>  <input type="checkbox"/> <b>70S MED</b>	<input type="checkbox"/> <b>100M MED</b>  <input type="checkbox"/> <b>100S MED</b>														
	Ballast: HX-HPF Lamp: E17 Base: Medium	Ballast: HX-HPF Lamp: E17 Base: Medium	Ballast: HX-HPF Lamp: E17 Base: Medium														
1. Lamp not included.																	
<b>Lens</b>	<table style="width: 100%; border-collapse: collapse;"> <tr> <td style="width: 15%; text-align: center; vertical-align: middle;">  Horizontal Lens             </td> <td style="width: 25%; border-right: 1px solid black; padding: 5px;"> <u>Glass Lens</u>  <input type="checkbox"/> <b>GCF</b>                  clear flat             </td> <td style="width: 25%; border-right: 1px solid black; padding: 5px;"> <u>Acrylic Lens</u> </td> <td style="width: 35%; padding: 5px;"> <u>Polycarbonate Lens</u> </td> </tr> <tr> <td style="text-align: center; vertical-align: middle;">  4 Vertical Lens             </td> <td style="border-right: 1px solid black; padding: 5px;"> <input type="checkbox"/> <b>GCS</b>                  clear seeded   </td> <td style="border-right: 1px solid black; padding: 5px;"> <input type="checkbox"/> <b>GOF</b>                  orange flame   </td> <td style="padding: 5px;"> <input type="checkbox"/> <b>ACT</b>                  clear textured   </td> </tr> <tr> <td></td> <td></td> <td style="padding: 5px;"> <input type="checkbox"/> <b>AWS</b>                  white smooth  <input type="checkbox"/> <b>ACS</b>                  clear smooth             </td> <td style="padding: 5px;"> <input type="checkbox"/> <b>PCT</b>                  clear textured   </td> </tr> <tr> <td></td> <td></td> <td></td> <td style="padding: 5px;"> <input type="checkbox"/> <b>PWS</b>                  white smooth  <input type="checkbox"/> <b>PCS</b>                  clear smooth             </td> </tr> </table>	 Horizontal Lens	<u>Glass Lens</u> <input type="checkbox"/> <b>GCF</b> clear flat	<u>Acrylic Lens</u>	<u>Polycarbonate Lens</u>	 4 Vertical Lens	<input type="checkbox"/> <b>GCS</b> clear seeded 	<input type="checkbox"/> <b>GOF</b> orange flame 	<input type="checkbox"/> <b>ACT</b> clear textured 			<input type="checkbox"/> <b>AWS</b> white smooth <input type="checkbox"/> <b>ACS</b> clear smooth	<input type="checkbox"/> <b>PCT</b> clear textured 				<input type="checkbox"/> <b>PWS</b> white smooth <input type="checkbox"/> <b>PCS</b> clear smooth
 Horizontal Lens	<u>Glass Lens</u> <input type="checkbox"/> <b>GCF</b> clear flat	<u>Acrylic Lens</u>	<u>Polycarbonate Lens</u>														
 4 Vertical Lens	<input type="checkbox"/> <b>GCS</b> clear seeded 	<input type="checkbox"/> <b>GOF</b> orange flame 	<input type="checkbox"/> <b>ACT</b> clear textured 														
		<input type="checkbox"/> <b>AWS</b> white smooth <input type="checkbox"/> <b>ACS</b> clear smooth	<input type="checkbox"/> <b>PCT</b> clear textured 														
			<input type="checkbox"/> <b>PWS</b> white smooth <input type="checkbox"/> <b>PCS</b> clear smooth														
<b>Distribution</b>	<p style="text-align: center;"><u>Full Cutoff, Horizontal Lamp Reflectors</u></p> <table style="width: 100%; text-align: center;"> <tr> <td style="width: 25%;"></td> <td style="width: 25%;"><input type="checkbox"/> <b>R2</b></td> <td style="width: 25%;"><input type="checkbox"/> <b>R3</b></td> <td style="width: 25%;"><input type="checkbox"/> <b>R4</b></td> <td style="width: 25%;"><input type="checkbox"/> <b>R5</b></td> </tr> <tr> <td style="vertical-align: middle;">                 House Side -----                  Street Side             </td> <td></td> <td></td> <td></td> <td></td> </tr> <tr> <td></td> <td> <b>Type II</b>                  Distributes light slightly ahead of luminaire location with significant lateral spread.             </td> <td> <b>Type III</b>                  Provides light farther ahead of the luminaire than a Type II pattern but maintains a significant lateral spread.             </td> <td> <b>Type IV</b>                  Distributes light almost exclusively forward with limited light trespass and spill light behind the pole.             </td> <td> <b>Type V</b>                  Provides improved uniformity with a variance of the Type V distribution with a slightly square pattern compared to the regular Type V.             </td> </tr> </table>		<input type="checkbox"/> <b>R2</b>	<input type="checkbox"/> <b>R3</b>	<input type="checkbox"/> <b>R4</b>	<input type="checkbox"/> <b>R5</b>	House Side ----- Street Side						<b>Type II</b> Distributes light slightly ahead of luminaire location with significant lateral spread.	<b>Type III</b> Provides light farther ahead of the luminaire than a Type II pattern but maintains a significant lateral spread.	<b>Type IV</b> Distributes light almost exclusively forward with limited light trespass and spill light behind the pole.	<b>Type V</b> Provides improved uniformity with a variance of the Type V distribution with a slightly square pattern compared to the regular Type V.	
	<input type="checkbox"/> <b>R2</b>	<input type="checkbox"/> <b>R3</b>	<input type="checkbox"/> <b>R4</b>	<input type="checkbox"/> <b>R5</b>													
House Side ----- Street Side																	
	<b>Type II</b> Distributes light slightly ahead of luminaire location with significant lateral spread.	<b>Type III</b> Provides light farther ahead of the luminaire than a Type II pattern but maintains a significant lateral spread.	<b>Type IV</b> Distributes light almost exclusively forward with limited light trespass and spill light behind the pole.	<b>Type V</b> Provides improved uniformity with a variance of the Type V distribution with a slightly square pattern compared to the regular Type V.													

# Highland Park™ 1.0

## Monument Style TLHPM10



### ORDERING GUIDE

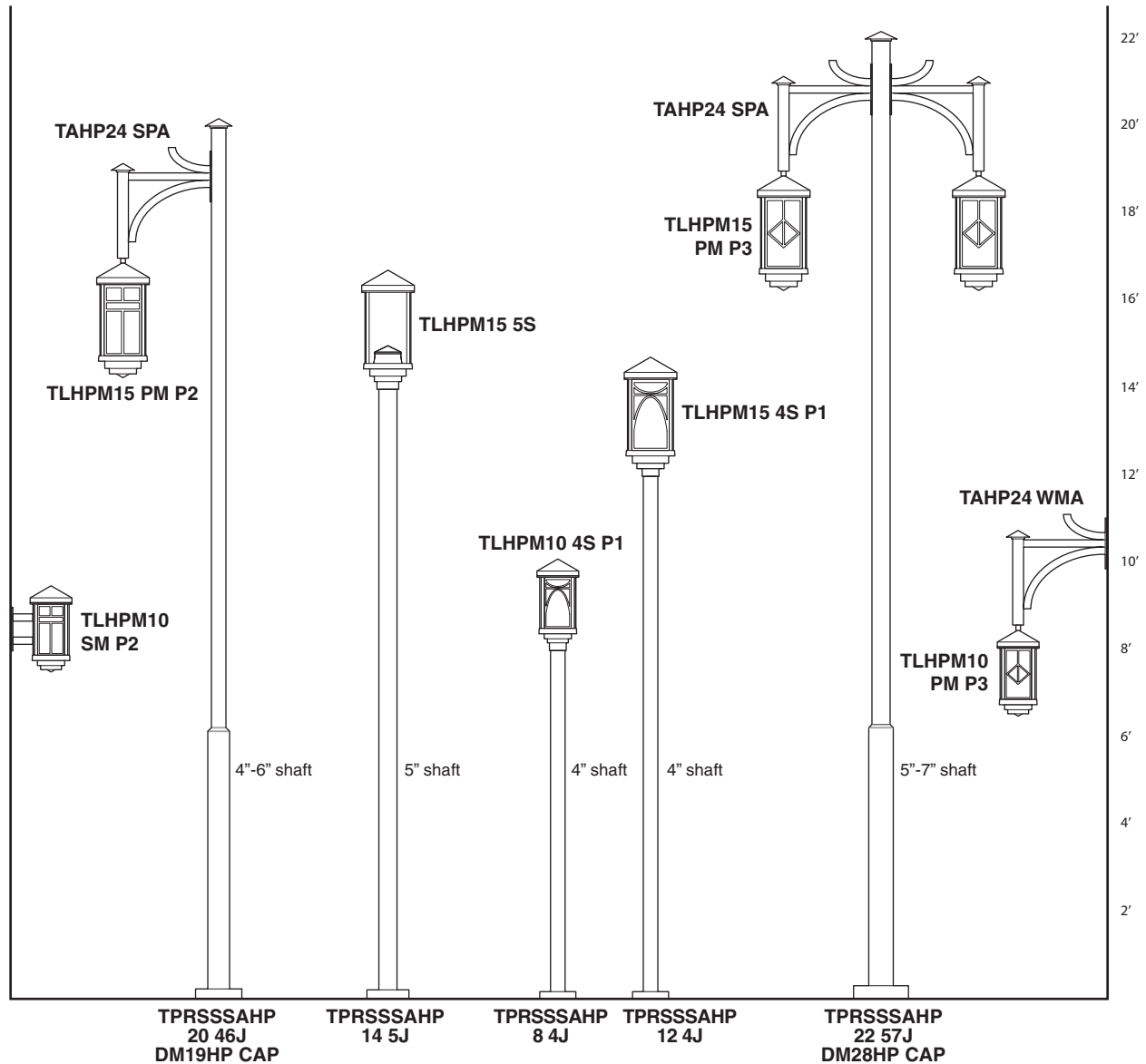
<p><b>Voltage</b></p>	<p> <input type="checkbox"/> <b>120</b> 120 volt         <input type="checkbox"/> <b>208<sup>2</sup></b> 208 volt         <input type="checkbox"/> <b>240</b> 240 volt         <input type="checkbox"/> <b>277</b> 277 volt         <input type="checkbox"/> <b>347</b> 347 volt         <input type="checkbox"/> <b>480</b> 480 volt       </p> <p>Multi-tap ballast (120, 208, 240, 277v). For wattages under 70S or 70M contact Tersen for voltage availability. 2. Consult factory for 208 volt availability in Canada.</p>
<p><b>Panels</b></p>	<p> <input type="checkbox"/> blank no panel         <input type="checkbox"/> <b>P1</b> style 1         <input type="checkbox"/> <b>P2</b> style 2         <input type="checkbox"/> <b>P3</b> style 3       </p>
<p><b>Options</b></p>	<p> <input type="checkbox"/> <b>SF</b> Single Fusing         <input type="checkbox"/> <b>DF</b> Double Fusing         <input type="checkbox"/> <b>PEB1</b> 120v Photocell         <input type="checkbox"/> <b>PEB2</b> 208,240,277v Photocell       </p> <p>Consult Tersen for house side shield option with reflectors.</p>  <p>Photocell Button</p>
<p><b>Finish</b></p>	<p> <input type="checkbox"/> <b>DBL</b> Black         <input type="checkbox"/> <b>DDB</b> Dark Bronze         <input type="checkbox"/> <b>DTG</b> Dark Green         <input type="checkbox"/> <b>CM</b> Custom Match         <input type="checkbox"/> <b>CS</b> Custom Select       </p> <p> <input type="checkbox"/> <b>DBNS</b> Copper Brown         <input type="checkbox"/> <b>DCRW</b> Brown Beige         <input type="checkbox"/> <b>DCRU</b> Beige       </p> <p>This choice requires that a custom powder be manufactured to match a specific color chip provided by the specifier.</p> <p>Tersen offers custom selected RAL powder coat colors. See chart (form 794.3) for cataloged optional colors or contact the factory.</p>

# Highland Park™ 1.0

## Monument Style TLHPM10

### Recommended Product Family

### Luminaires, Poles, Arm and Wall Mount



LUMINAIRES: Available in two sizes, 1.0 and 1.5.

POLES: Square straight or stepped poles in aluminum with cast aluminum HP base.

ARM and WALL MOUNT: Aluminum arm with 24" from light center to pole or wall.

For detailed product specifications for Poles, Arm/Wall Mount and other Luminaire see the Tersen website.