

# Highland Park™ 1.5

## Beaux Arts Style TLHPP15

Catalog Number:

Type:

Project:

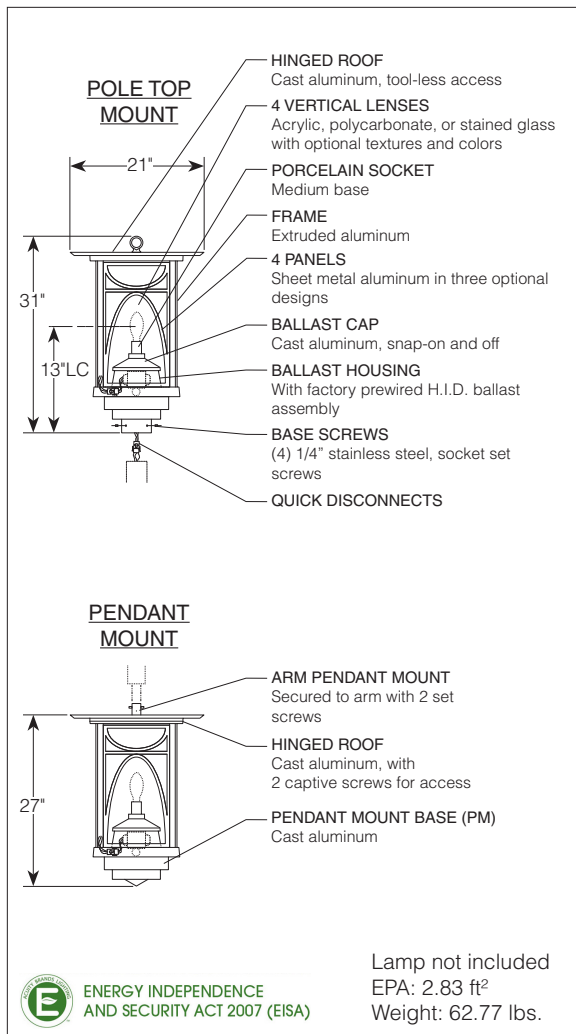


Series      Bases      Lamp Type      Lens      Distribution      Voltage      Panels      Options      Finish

### Sample Catalog no:

Series	Bases	Lamp type	Lens	Distribution	Voltage	Panels	Options	Finish
TLHPP15	4S	100M MED	AWS	GR5	120	P3	SF	DBL
TLHPP15	3R 4R 4S 5R 5S PM	70M MED 100M MED 150M MED 70S MED 100S MED 150S MED	AWS GOF ACT GCSD ACS PWS PCT PCS	GR5 GR3 LV (blank)	120 208 240 277 347 480	(blank) P1 P2 P3	HS House-side Shield SF Single Fusing DF Double Fusing PEB1 Photocell Button 120v PEB2 Photocell Button 208, 240, 277v	DBL Black DDB Dark Bronze DTG Dark Green DBNS Copper Brown DCRW Brown Beige DCRU Beige CM Custom Match CS Custom Select

Note: See following pages for details.



### Construction

The luminaires are constructed of high quality cast, extruded and sheet metal aluminum. The roof is hinged and sealed with a continuous silicone gasket. Lenses have a continuous seal. The internal ballast housing is cast aluminum and sealed with a silicone gasket with no exposed hardware. All exposed hardware is tamper resistant stainless steel. FINISH: The powder coat finish uses premium TGIC polyester powder. The finish is a three-stage process that consists of drying, powder application and curing. Before coating, the parts are treated with a five-stage pretreatment process, consisting of a heated alkaline cleaner, rinse, phosphate coating, rinse and sealant.

### Optics

There are (4) vertical lenses in choices of acrylic, polycarbonate, or stained glass. The luminaires utilize a base down mounted socket for a vertical lamp with optional glass refractors or aluminum, low-brightness louvers.

### Electrical

Luminaires are furnished with an HID ballast assembly. HID ballasts are high power factor core and coil. HID sockets are 4KV pulse rated porcelain, medium base with copper alloy nickel-plated screw shell and center contact. Lamp is not included.

### Installation

Pole top luminaires mount directly on a 4" or 5" square pole, 4" round pole, or on a 3" O.D. x 3" tall tenon with (4) 1/4-20 socket set screws. Pole top luminaires have tool-less optical access through the hinged roof. Pendant luminaires mount to the arms by a tool-less plumb device and secured with set screws. The optics are accessed through the hinged roof by loosening two captive fasteners. The reflector may be removed without tools and is furnished with a quick-disconnect. The ballast assembly is furnished with a quick-disconnect and has tool-less access by removing the snap-on cover to the housing.


### Listing

The luminaire is tested to and meets all NRTL's outdoor requirement standards, wet location use, through the fully accredited and approved CSA laboratory.








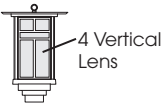
















WARNING: Tersen reserves the right to modify specifications without notice.

# Highland Park™ 1.5

## Beaux Arts Style TLHPP15




### ORDERING GUIDE

<p><b>Series</b></p>	<p><input type="checkbox"/> <b>TLHPP15</b>    <u>Tersen Luminaires - Highland Park 1.5 - Beaux Arts Style</u></p> 											
<p><b>Bases</b></p>	<p><u>Bases for Post Mount Options</u></p> <p> <input type="checkbox"/> <b>3R</b>             <input type="checkbox"/> <b>4R</b>             <input type="checkbox"/> <b>4S</b>             <input type="checkbox"/> <b>5R</b>             <input type="checkbox"/> <b>5S</b>             <input type="checkbox"/> <b>PM</b>  </p> <p>         3"x 3" pole tenon mount            4" round pole mount            4" square pole mount            5" round pole mount            5" square pole mount            pendant mount       </p>											
<p><b>Lamp type</b></p>	<p> <u>Metal Halide</u>    <input type="checkbox"/> <b>70M MED</b>    <input type="checkbox"/> <b>100M MED</b>    <input type="checkbox"/> <b>150M MED</b>  <u>High Pressure Sodium</u>    <input type="checkbox"/> <b>70S MED</b>    <input type="checkbox"/> <b>100S MED</b>    <input type="checkbox"/> <b>150S MED</b> </p> <p>         Ballast: HX-HPF    Ballast: HX-HPF    Ballast: HX-HPF          Lamp: E17    Lamp: E17    Lamp: E17          Base: Medium    Base: Medium    Base: Medium       </p> <p>1. Lamp not included.</p>											
<p><b>Lens</b></p>	<table border="1"> <thead> <tr> <th></th> <th><u>Glass Lens</u></th> <th><u>Acrylic Lens</u></th> <th><u>Polycarbonate Lens</u></th> </tr> </thead> <tbody> <tr> <td rowspan="2">  <p>4 Vertical Lenses</p> </td> <td> <input type="checkbox"/> <b>GCS</b> clear seeded  </td> <td> <input type="checkbox"/> <b>GOF</b> orange flame  </td> <td> <input type="checkbox"/> <b>ACT</b> clear textured  </td> </tr> <tr> <td> <input type="checkbox"/> <b>AWS</b> white smooth   <input type="checkbox"/> <b>ACS</b> clear smooth         </td> <td> <input type="checkbox"/> <b>PCT</b> clear textured  </td> <td> <input type="checkbox"/> <b>PWS</b> white smooth   <input type="checkbox"/> <b>PCS</b> clear smooth         </td> </tr> </tbody> </table>		<u>Glass Lens</u>	<u>Acrylic Lens</u>	<u>Polycarbonate Lens</u>	 <p>4 Vertical Lenses</p>	<input type="checkbox"/> <b>GCS</b> clear seeded 	<input type="checkbox"/> <b>GOF</b> orange flame 	<input type="checkbox"/> <b>ACT</b> clear textured 	<input type="checkbox"/> <b>AWS</b> white smooth  <input type="checkbox"/> <b>ACS</b> clear smooth	<input type="checkbox"/> <b>PCT</b> clear textured 	<input type="checkbox"/> <b>PWS</b> white smooth  <input type="checkbox"/> <b>PCS</b> clear smooth
	<u>Glass Lens</u>	<u>Acrylic Lens</u>	<u>Polycarbonate Lens</u>									
 <p>4 Vertical Lenses</p>	<input type="checkbox"/> <b>GCS</b> clear seeded 	<input type="checkbox"/> <b>GOF</b> orange flame 	<input type="checkbox"/> <b>ACT</b> clear textured 									
	<input type="checkbox"/> <b>AWS</b> white smooth  <input type="checkbox"/> <b>ACS</b> clear smooth	<input type="checkbox"/> <b>PCT</b> clear textured 	<input type="checkbox"/> <b>PWS</b> white smooth  <input type="checkbox"/> <b>PCS</b> clear smooth									
<p><b>Distribution</b></p>	<p><u>Vertical Lamp Optics</u></p> <p> <input type="checkbox"/> <b>GR5</b>    <input type="checkbox"/> <b>GR3</b>    <input type="checkbox"/> <b>LV</b>    <input type="checkbox"/> <b>blank</b> </p> <p>         glass refractor Type V    glass refractor Type III    symmetrical louvers    symmetrical distribution (no optional optics)       </p>  											

# Highland Park™ 1.5

## Beaux Arts Style TLHPP15



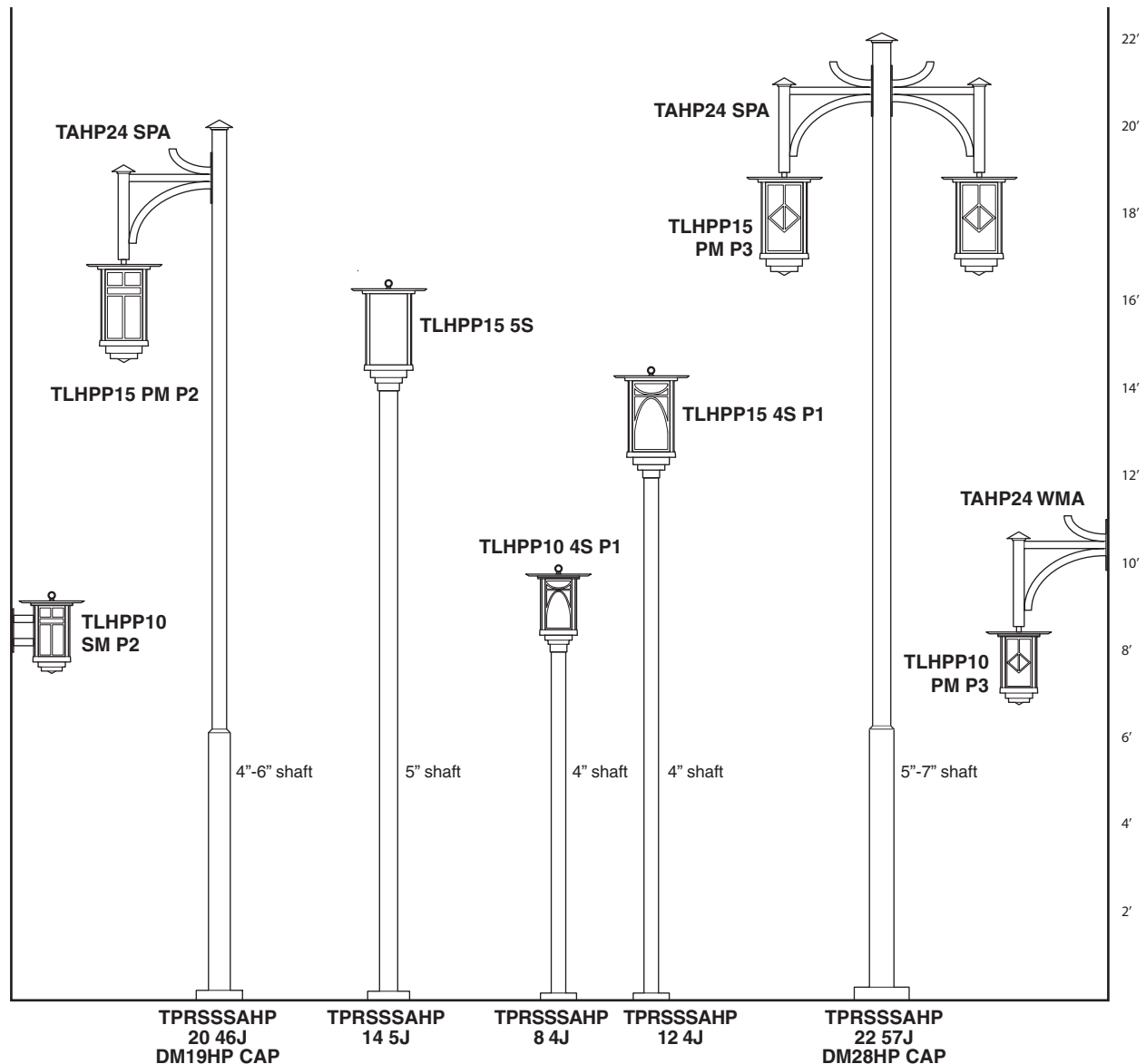
### ORDERING GUIDE

<p><b>Voltage</b></p>	<p> <input type="checkbox"/> <b>120</b> 120 volt         <input type="checkbox"/> <b>208<sup>2</sup></b> 208 volt         <input type="checkbox"/> <b>240</b> 240 volt         <input type="checkbox"/> <b>277</b> 277 volt         <input type="checkbox"/> <b>347</b> 347 volt         <input type="checkbox"/> <b>480</b> 480 volt       </p> <p>Multi-tap ballast (120, 208, 240, 277v). 2. Consult factory for 208 volt availability in Canada.</p>
<p><b>Panels</b></p>	<p> <input type="checkbox"/> blank no panel         <input type="checkbox"/> <b>P1</b> style 1         <input type="checkbox"/> <b>P2</b> style 2         <input type="checkbox"/> <b>P3</b> style 3       </p>
<p><b>Options</b></p>	<p> <input type="checkbox"/> <b>HS</b> House Side Shield         <input type="checkbox"/> <b>SF</b> Single Fusing         <input type="checkbox"/> <b>DF</b> Double Fusing         <input type="checkbox"/> <b>PEB1</b> 120v Photocell         <input type="checkbox"/> <b>PEB2</b> 208,240,277v Photocell       </p> <p>Photocell Button</p>
<p><b>Finish</b></p>	<p> <input type="checkbox"/> <b>DBL</b> Black         <input type="checkbox"/> <b>DDB</b> Dark Bronze         <input type="checkbox"/> <b>DTG</b> Dark Green         <input type="checkbox"/> <b>CM</b> Custom Match         <input type="checkbox"/> <b>CS</b> Custom Select       </p> <p> <input type="checkbox"/> <b>DBNS</b> Copper Brown         <input type="checkbox"/> <b>DCRW</b> Brown Beige         <input type="checkbox"/> <b>DCRU</b> Beige       </p> <p>This choice requires that a custom powder be manufactured to match a specific color chip provided by the specifier.</p> <p>Tersen offers custom selected RAL powder coat colors. See chart (form 794.3) for cataloged optional colors or contact the factory.</p>

# Highland Park™ 1.5

Beaux Arts Style TLHPP15

## Recommended Product Family Luminaires, Poles, Arm and Wall Mount



LUMINAIRES: Available in two sizes, 1.0 and 1.5.

POLES: Square straight or stepped poles in aluminum with cast aluminum HP base.

ARM and WALL MOUNT: Aluminum arm with 24" from light center to pole or wall.

For detailed product specifications for Poles, Arm/Wall Mount and other Luminaire see the Tersen website.