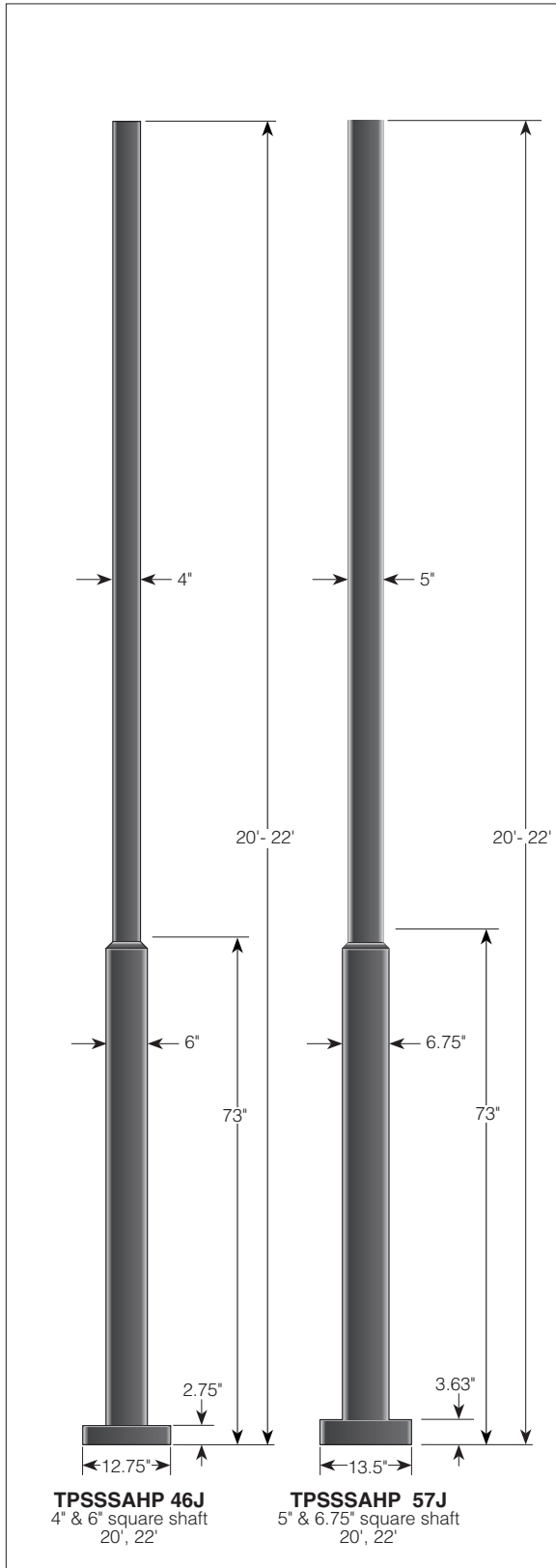


Square Straight Stepped Aluminum Poles with HP Base TPSSSAHP

Catalog Number:

Type:

Project:



Series	Height	Shaft Type	Mounting Method	Options	Finish
--------	--------	------------	-----------------	---------	--------

Sample Catalog no:

Series	Height	Shaft Type	Mounting Method	Options	Finish
TPSSSAHP	20 22	46J 4&6" sq., .25" thk. 57J 5&7" sq., .25" thk.	(blank) DM19HP DM28HP DM29HP DM39HP DM49HP	CAP	DBL Black DDB Dark Bronze DTG Dark Green DBNS Copper Brown DCRW Brown Beige DCRU Beige CM Custom Match CS Custom Select

Note: See following page for details.

Construction

The poles are constructed of a square shaft of extruded aluminum and a square integral permanent mold cast aluminum base. The shafts are stepped, 4" & 6" or 5" & 6.75", bases are 12.75" or 13.5" square. All exposed hardware is tamper resistant stainless steel.

FINISH: The poles have a powder coat finish that uses premium TGIC polyester powder. The finish is a three-stage process that consists of drying, powder application and curing. Before coating, the parts are treated with a five-stage pretreatment process, consisting of a heated alkaline cleaner, rinse, phosphate coating, rinse and sealant.



















Installation

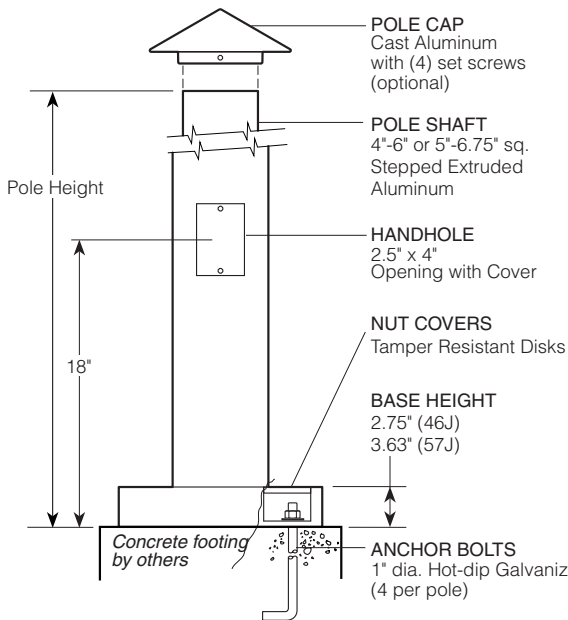
The poles are provided with four, 1" hot-dip galvanized L-type anchor bolts to be installed on a 12.5" diameter bolt circle for 4" & 6" stepped poles and a 13.5" diameter bolt circle for 5" & 6.75" stepped poles. The anchor bolt recesses in the anchor base casting are flush covered by four, tamper resistant aluminum nut cover disks. A grounding screw is provided inside the handhole. A peripherally reinforced surface-mounted covered handhole is centered 18" above the bottom of the pole for wiring access. For pole with arms, a pole top cap is available and secured with four, set screws.

WARNING: Tersen reserves the right to modify specifications without notice. Any dimensions on this spec sheet is to be assumed as a reference dimension used for informational purposes only.

**Square Straight Stepped
Aluminum Poles with HP Base
TPSSSAHP**

ORDERING GUIDE

Series	<input type="checkbox"/> TPSSSAHP Tersen Poles - Square Stepped Aluminum - HP Base																			
Height	<input type="checkbox"/> 20 20 feet	<input type="checkbox"/> 22 22 feet																		
Shaft Type	<u>Square Stepped</u> <input type="checkbox"/> 46J 4" & 6" square - .25" thk <input type="checkbox"/> 57J 5" & 6.75" square - .25" thk																			
Mounting Method	<input type="checkbox"/> blank no drill pattern <input type="checkbox"/> DM19HP 1 @ 90° <input type="checkbox"/> DM28HP 2 @ 180° <input type="checkbox"/> DM29HP 2 @ 90° <input type="checkbox"/> DM39HP 3 @ 90° <input type="checkbox"/> DM49HP 4 @ 90° Drill mounting pattern is required with a TAHP24 arm. The pattern center is located at 12" below pole top with degree orientation counterclockwise from the door location (exp. 2 @ 180° = 0° and 180°, 2 @ 90° = 90° and 180°). For different locations an Orientation Guide Drawing (OD) is required. See website or contact factory for more info.																			
Options	<input type="checkbox"/> CAP Cast Aluminum Pole Top Cap	When using a TAHP24 arm with pendant mount luminaire, the cap can be use at the pole top																		
Finish	<table border="0"> <tr> <td><input type="checkbox"/> DBL Black</td> <td><input type="checkbox"/> DDB Dark Bronze</td> <td><input type="checkbox"/> DTG Dark Green</td> <td><input type="checkbox"/> CM Custom Match</td> <td><input type="checkbox"/> CS Custom Select</td> </tr> <tr> <td></td> <td></td> <td></td> <td rowspan="2">This choice requires that a custom powder be manufactured to match a specific color chip provided by the specifier.</td> <td rowspan="2">Tersen offers custom selected RAL powder coat colors. See chart (form 794.3) for cataloged optional colors or contact the factory.</td> </tr> <tr> <td><input type="checkbox"/> DBNS Copper Brown</td> <td><input type="checkbox"/> DCRW Brown Beige</td> <td><input type="checkbox"/> DCRU Beige</td> </tr> <tr> <td></td> <td></td> <td></td> <td></td> <td></td> </tr> </table>		<input type="checkbox"/> DBL Black	<input type="checkbox"/> DDB Dark Bronze	<input type="checkbox"/> DTG Dark Green	<input type="checkbox"/> CM Custom Match	<input type="checkbox"/> CS Custom Select				This choice requires that a custom powder be manufactured to match a specific color chip provided by the specifier.	Tersen offers custom selected RAL powder coat colors. See chart (form 794.3) for cataloged optional colors or contact the factory.	<input type="checkbox"/> DBNS Copper Brown	<input type="checkbox"/> DCRW Brown Beige	<input type="checkbox"/> DCRU Beige					
<input type="checkbox"/> DBL Black	<input type="checkbox"/> DDB Dark Bronze	<input type="checkbox"/> DTG Dark Green	<input type="checkbox"/> CM Custom Match	<input type="checkbox"/> CS Custom Select																
			This choice requires that a custom powder be manufactured to match a specific color chip provided by the specifier.	Tersen offers custom selected RAL powder coat colors. See chart (form 794.3) for cataloged optional colors or contact the factory.																
<input type="checkbox"/> DBNS Copper Brown	<input type="checkbox"/> DCRW Brown Beige	<input type="checkbox"/> DCRU Beige																		
																				



Pole Series	Height	EPA Information (ft2)			
		80mph	90mph	100mph	110mph
TPSSSAHP 46J	20 ft	8.2	5.8	4.0	2.0
TPSSSAHP 57J		11.1	7.8	5.5	3.8
TPSSSAHP 46J	22 ft	13.3	9.7	7.1	5.3
TPSSSAHP 57J		17.6	13.0	9.7	7.2

