

# Ordering Guide and System Wattage

10 Pack Code	Pallet Code	Description	Input Voltage	Starting Method	Switch Method	Ballast Factor	# Lamps
71497	71502	GE632MAX90-S60	120-277	Instant Start	Bi-Level 100% to 60%	1.18 - .71	6 or 5
71731	71732	GE632MAX90-V60	120-277	Instant Start	Variable 0-10V 100 to 60%	1.18 - .71	6 or 5
73229		GE432MAX90-S60	120-277	Instant Start	Bi-Level 100% to 60%	1.18 - .71	4
73230		GE432MAX90-V60	120-277	Instant Start	Variable 0-10V 100 to 60%	1.18 - .71	4
73231		GE332MAX90-S60	120-277	Instant Start	Bi-Level 100% to 60%	1.18 - .71	3
73232		GE332MAX90-V60	120-277	Instant Start	Variable 0-10V 100 to 60%	1.18 - .71	3
73233		GE232MAX90-S60	120-277	Instant Start	Bi-Level 100% to 60%	1.18 - .71	2 or 1
73234		GE232MAX90-V60	120-277	Instant Start	Variable 0-10V 100 to 60%	1.18 - .71	2 or 1

F32T8HL	3100	# of Lamps					BF	F28T8	2750	# of Lamps					BF
		2H	3H	4H	6H	6				2H	3H	4H	6H	6	
100%	System Watts	73	109	145	215		100%	System Watts	66	94	125	188			
	System Lumens	7316	10974	14632	21948			System Lumens	6490	9735	12980	19470			
	Lumens per Watt	100	101	101	102	1.18		Lumens per Watt	98	104	104	104	1.18		
	Watts per sq. ft.	0.7	1.1	1.5	2.2			Watts per sq. ft.	0.7	0.9	1.3	1.9			
	Est Avg Foot Candles	53	79	105	158			Est Avg Foot Candles	47	70	93	140			
80%	System Watts	58	87	116	172		80%	System Watts	53	75	100	150			
	System Lumens	5828	8742	11656	17484			System Lumens	5170	7755	10340	15510			
	Lumens per Watt	100	100	100	102	0.94		Lumens per Watt	98	103	103	103	0.94		
	Watts per sq. ft.	0.6	0.9	1.2	1.7			Watts per sq. ft.	0.5	0.8	1.0	1.5			
	Est Avg Foot Candles	42	63	84	126			Est Avg Foot Candles	37	56	74	112			
60%	System Watts	44	65	87	129		60%	System Watts	40	56	75	113			
	System Lumens	4402	6603	8804	13206			System Lumens	3905	5858	7810	11715			
	Lumens per Watt	101	101	101	102	0.71		Lumens per Watt	99	104	104	104	0.71		
	Watts per sq. ft.	0.4	0.7	0.9	1.3			Watts per sq. ft.	0.4	0.6	0.8	1.1			
	Est Avg Foot Candles	32	48	63	95			Est Avg Foot Candles	28	42	56	84			
<b>Energy Savings (W)</b>		<b>29</b>	<b>44</b>	<b>58</b>	<b>86</b>		<b>Energy Savings (W)</b>		<b>26</b>	<b>38</b>	<b>50</b>	<b>75</b>			

F32/WM	2850	# of Lamps					BF	F32T8/25W	2400	# of Lamps					BF
		2H	3H	4H	6H	6				2H	3H	4H	6H	6	
100%	System Watts	71	102	136	202		100%	System Watts	61	88	116	174			
	System Lumens	6726	10089	13452	20178			System Lumens	5664	8496	11328	16992			
	Lumens per Watt	95	99	99	100	1.18		Lumens per Watt	93	97	98	98	1.18		
	Watts per sq. ft.	0.7	1.0	1.4	2.0			Watts per sq. ft.	0.6	0.9	1.2	1.7			
	Est Avg Foot Candles	48	73	97	145			Est Avg Foot Candles	41	61	82	122			
80%	System Watts	57	82	109	162		80%	System Watts	49	70	93	139			
	System Lumens	5358	8037	10716	16074			System Lumens	4512	6768	9024	13536			
	Lumens per Watt	94	98	98	99	0.94		Lumens per Watt	92	96	97	97	0.94		
	Watts per sq. ft.	0.6	0.8	1.1	1.6			Watts per sq. ft.	0.5	0.7	0.9	1.4			
	Est Avg Foot Candles	39	58	77	116			Est Avg Foot Candles	32	49	65	97			
60%	System Watts	43	61	82	121		60%	System Watts	37	53	70	104			
	System Lumens	4047	6071	8094	12141			System Lumens	3408	5112	6816	10224			
	Lumens per Watt	95	99	99	100	0.71		Lumens per Watt	93	97	98	98	0.71		
	Watts per sq. ft.	0.4	0.6	0.8	1.2			Watts per sq. ft.	0.4	0.5	0.7	1.0			
	Est Avg Foot Candles	29	44	58	87			Est Avg Foot Candles	25	37	49	74			
<b>Energy Savings (W)</b>		<b>28</b>	<b>41</b>	<b>54</b>	<b>81</b>		<b>Energy Savings (W)</b>		<b>24</b>	<b>35</b>	<b>46</b>	<b>70</b>			

### Assumptions:

# of fixtures	100
Area to be lit (sq ft)	10000
Coefficient of Utilization	72%
Est. Fixture Spacing (ft)	10.0
Deep-cell Parabolic Louver	

### Physical Parameters

	[2 & 3 Lamp Ballasts]	[6 & 4 lamp ballast]
Mount Length:	9.50 in.	11.14 in.
Width:	1.70 in.	1.70 in.
Height:	1.20 in.	1.20 in.
Weight:	1.4 lbs.	1.8 lbs.

The above data are estimates based upon the time of this literature. Data may vary as the products are introduced. The above values are based upon the assumptions listed.

The analysis does not in any way constitute or imply either a warranty of lamp or ballast performance or a guarantee of the actual costs or savings that will be realized or the appropriateness of the solutions suggested.

Transforming the **POWER** of Light™

GE National Customer Service Center  
1-888-GEBALLAST (432-2552)

For product specifications and application information, please consult GE's Website:  
[www.gelighting.com](http://www.gelighting.com)


Information provided is subject to change without notice. Please verify all details with GE. All values are design or typical values when measured under laboratory conditions, and GE makes no warranty or guarantee, express or implied, that such performance will be obtained under end-use conditions.

GE Consumer & Industrial  
Lighting

ecomagination™

# UltraMax® Dimming

## Bi-Level Switching & Load Shed 0-10V Dimming Instant Start Ballasts



Now Available  
UltraMax® 6H  
95% Efficiency  
The Ultimate  
T8 High-Bay Ballast

Breakthrough Technology That Offers GE's Highest Efficiency Ballast While Providing Dimming and Switching Capability for an Additional 40% Energy Savings

### Applications:

- Daylight Harvesting
- Scheduled Lighting Scenes
- Occupancy & Photocell Sensors
- Load Shedding/Peak Demand Management
- Demand Response Programs



imagination at work

Transforming the **POWER** of Light™



## GE revolutionizes lighting again with the new UltraMax® Dimming

In the GE labs, our engineers have developed ballasts that are the highest efficiency, lowest watts and allow various light levels without sacrificing efficiency during dimming.



The innovative, patented technology in our Platinum UltraMax® electronic ballasts allow more flexibility in lighting design than ever before at an affordable price well below conventional dimming ballasts.

### “Tunable” ballast factor (light level)

The most versatile line of ballasts available. With just four ballasts you can design your lighting system to operate one through six of the F32T8 family of lamps including the GE Ultra energy saving lamps, select a light level between ~3400 to 22,000 lumens with a system wattage ranging between 34 to 215 watts without sacrificing system efficiency. Design your lighting system to “tune” the light level to the ambient light or scenes desired while saving up to 40% by dimming!

### High efficiency delivers over 40% energy savings.



All UltraMax® ballasts exceed the NEMA Premium® minimum efficiency requirements. The UltraMax® 6H ballast establishes a new energy efficiency threshold at 95% ballast efficiency! Systems combining UltraMax® electronic ballasts and T8 energy saving lamps deliver over 40% energy savings over standard T12 systems. Where and when light can be lowered reduce your energy costs by an additional 40% for a possible 80% total reduction over standard T12 systems.

### A big idea in a small package.

The UltraMax® Dimming 2H and 3H ballast has a small, low profile 9.5 x 1.7 x 1.2” housing. The Dimming 6H & 4H make T8 highbay assembly faster and easier with just one ballast in an amazing 11.14 x 1.7 x 1.2” housing. That means fixture designs can be more compact and streamlined.

### Multi-Voltage technology means a single UltraMax® model handles voltage from 120 through 277

UltraMax® Ballasts can virtually “read” the incoming voltage and adapt automatically to any voltage from 108V to 305V. The benefits of Multi-Voltage Control (MVC) are obvious.



### GE’s UltraMax® line is the only full line of T8 ballasts with a UL Type CC Anti-Arc Rating

UL Type CC Rating is a stringent designation for protection against arcing in electrical devices. GE’s Arc-Guard design eliminates the damaging effects arcing can have on lamps, ballasts and sockets.

### UL 55C Ambient Rating.

GE’s UltraMax®’s patented high temperature protection circuit ensures ballasts run cool in high temperatures. UltraMax® is one of the only electronic T8 ballasts that pass UL’s stringent high temperature testing requirements for safe operation up to 55C ambient environments.

### -20F Minimum Starting Temperature.

Cold temperature starting performance with standard T8 lamps.



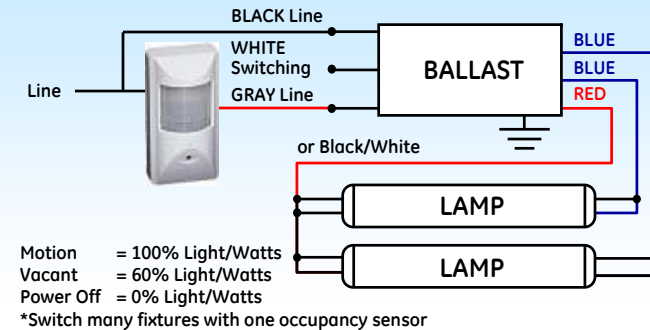
### Anti-Striation Control for better light quality, with no striations.

UltraMax®’s patented Anti-Striation Control circuit eliminates lamp striations, often referred to as spiraling or racoon tailing. This provides a flicker- and worry-free environment.

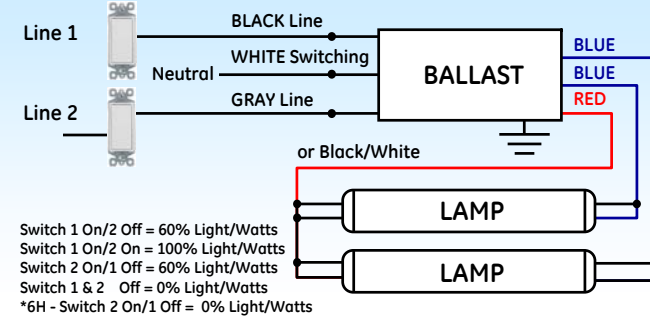


### Line Level Switching

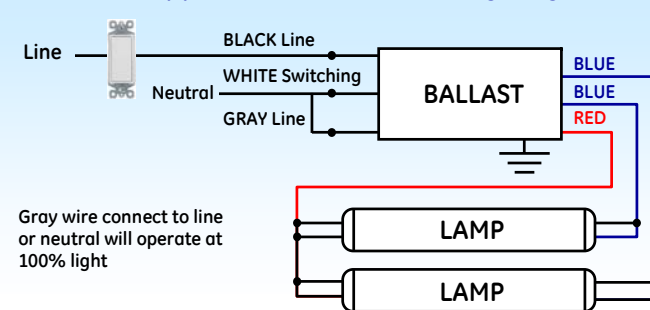
#### S60 Application #1 – High Low Sensor Switching



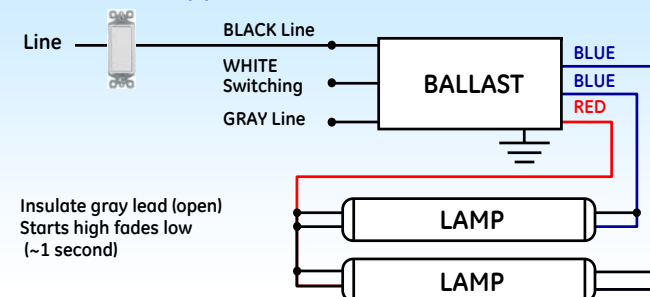
#### S60 Application #2 – Two Switch



#### S60 Application #3 – H 1.18 (High Light)

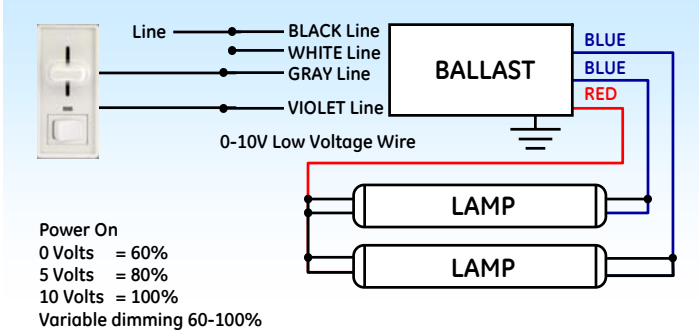


#### S60 Application #4 – L .71 (Low Watt)

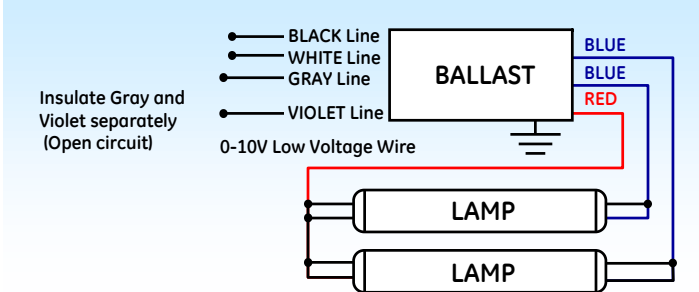


### 0-10V Low Voltage Dimming

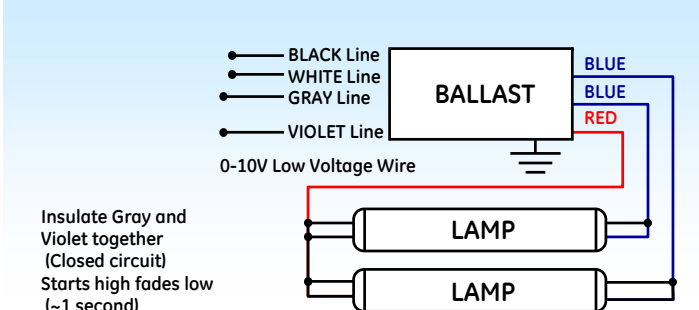
#### V60 Application #1 – Variable Load Shed Dimming



#### V60 Application #2 – H 1.18 (High Light)



#### V60 Application #3 – H .71 (Low Watt)



### Safety & Performance Application Information

- No PCBs
- RoHS Compliant
- FCC Class A
- UL Listed
  - UL 55C Ambient Rating
  - Type 1 Outdoor
  - Type CC
  - Type HL (Hazardous Location)
- Minimum Starting Temp: -22°F, -20°C
- Anti-Striation Control
- Sound Rated A
- Remote Mounting:
  - 18' maximum length, -18 AWG
- High Frequency Lamp Operation: Above 70 kHz

UltraMax® Dimming are instant start ballasts and are limited to approximately 5 on/off cycles per day to avoid significantly shortening lamp life. It is not recommended to use sensors on the line input of the ballast and doing so may void lamp warranty. However sensors may be used on the gray switching and gray/violet input of the ballast with the sensor setting recommended no less than 5 minutes per cycle without sacrificing lamp life.