

FEATURES & SPECIFICATIONS

INTENDED USE — The VT™ troffer combines the aesthetics and high performance levels of volumetric lighting, with the best value for offices, schools, retail locations and hospitals. Available in one-, two- or three-lamp configurations, with T5 or T8 lamps, this series provides the ultimate in design flexibility.

Certain airborne contaminants can diminish integrity of acrylic. [Click here for Acrylic Environmental Compatibility table for suitable uses.](#)

CONSTRUCTION — Rugged, one-piece cold-rolled steel coated polyester, painted after fabrication with embossed facets (smooth also available; see Options).

Impact-modified, single clear acrylic diffuser provides excellent shielding and wide distribution.

End plates include integral T-bar clips.

Fixture may be mounted and wired in continuous rows.

Total fixture height is only 4-3/8".

OPTICS — Volumetric illumination is achieved by creating an optimal mix of light to walls, partitions, vertical and horizontal work surfaces — rendering the interior space, objects and occupants in a more balanced, complementary luminous environment.

Linear faceted reflector cavity softens and distributes light into the space while minimizing luminous contrast between the fixture and ceiling.

Sloped end plates provide a smooth, luminous transition between fixture and ceiling while enhancing the perception of fixture depth.

ELECTRICAL — Highly efficient program-start electronic ballasts, Class P, thermally protected, resetting, HPF, non-PCB, UL Listed, CSA certified, sound rated A.

Luminaire is suitable for damp locations. AWM, TFM or THHN wire used throughout, rated for required temperatures.

Step-level dimming option allows system to be switched to 50% power for compliance. (GEB95S)

Ballast disconnect provided where required to comply with US and Canadian codes.

INSTALLATION — Unique grid interfacing arrangement provides mounting into standard 1" and 9/16" tee bar or screw slot grids. 9/16" allows fixture trim to hang level with architectural ceiling tiles.

Drywall ceiling adaptors available.

LISTINGS — UL Listed to US and Canadian safety standard.

Patents pending.

WARRANTY — 1-year limited warranty. Complete warranty terms located at www.acuitybrands.com/CustomerResources/Terms_and_conditions.aspx.

Note: Actual performance may differ as a result of end-user environment and application.

Specifications subject to change without notice.

Catalog Number
Notes
Type



2' x 4'
T5 or T8
One, two or three lamps

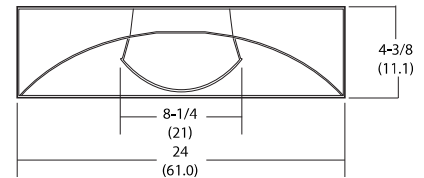
Specifications

Length: 48 (122.0)

Width: 24 (61.0)

Depth: 4-3/8 (11.1)

All dimensions are inches (centimeters).



ORDERING INFORMATION

Lead times will vary depending on options selected. Consult with your sales representative.

Example: 2VT8 2 32 ADP MVOLT GEB10IS LP835

Series	Air function	Number of lamps	Wattage	ADP	Voltage	Ballast configuration
2VT5 T5 2X4 volumetric troffer	(blank) Static H Heat removal	1 2	32 32W T8 (48") 28T5 28W T5 (46")	ADP Acrylic linear prismatic	MVOLT 347 ¹	(blank) One or two lamps, per Lithonia Lighting standards 1/3 One, three-lamp ballast ²
2VT8 T8 2X4 volumetric troffer		3	54T5HO 54W T5HO (46")			

Ballast	Lamp	Options
GEB10IS T8 electronic, <10% THD, instant start	LP835 80+ CRI, 3500 Kelvin	GLR Fast-blow fuse
GEB10PS T5 and T8 electronic, <10% THD, programmed start	LP841 80+ CRI, 4100 Kelvin	RSW Smooth reflector
GEB95 T5 electronic, <10% THD, .95 ballast factor, programmed start	LP830 80+ CRI, 3000 Kelvin	EL14 Emergency battery pack, 1400 lumens
GEB95S T5 electronic, <10% THD, .95 ballast factor, step dimming, programmed start ³		EL Emergency battery pack CSA Meets Canadian standards ⁴

Accessories: Order as separate catalog number.	
DGA24 FS/VT	Drywall ceiling adaptor, unit installation
2VT4 F916	Trim to adjust fixture mounting flush with 9/16" T-bar; for 2x4 fixture

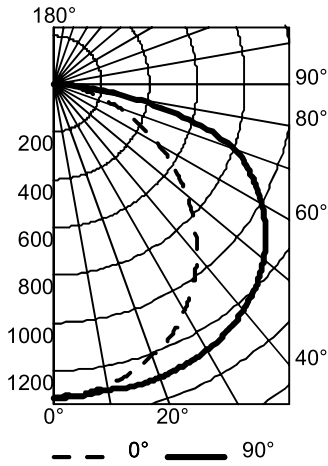
Notes

1. Not available with 32T8 GEB10PS.
2. Available with 32T8 and 54T5HO only.
3. Not available with 3-lamp.
4. 347V only.

2VT Volumetric Recessed Lighting 2'x4'

PHOTOMETRICS

2VT8 2 32 ADP; 2800 lumens per lamp; s/m 1.2 (along), 1.4 (across); test no. LTL18809.

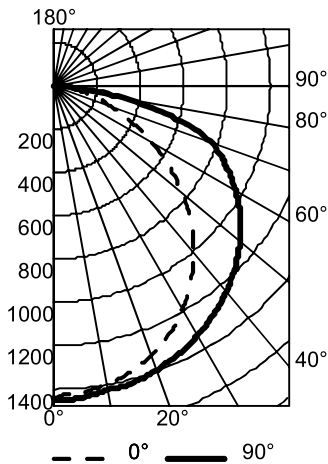


CP Summary			Coefficients of Utilization									
0°	90		pf	20%						50%		
			pc	80%			70%			50%		
			pw	70%	50%	30%	50%	30%	10%	50%	30%	10%
0°	1313	1313	0	97	97	97	95	95	95	90	90	90
5°	1298	1310	1	88	83	80	81	78	75	78	75	72
15°	1252	1308	2	79	72	66	70	65	60	67	62	58
25°	1161	1298	3	71	62	55	61	54	49	58	53	48
35°	1019	1264	4	65	55	47	54	46	41	52	45	40
45°	834	1196	5	60	49	41	48	40	35	46	39	35
55°	617	1081	6	55	44	36	43	35	30	41	35	30
65°	391	915	7	51	39	32	39	32	26	37	31	26
75°	190	586	8	47	36	29	35	28	23	34	28	23
85°	40	110	9	44	33	26	32	26	21	31	25	21
90	2	0	10	41	30	23	30	23	19	29	23	19

Zonal Lumen Summary			
Zone	Lumens	% Lamp	% Fixture
0° - 30°	1058	18.9	23.2
0° - 40°	1778	31.7	39.0
0° - 60°	3342	59.7	73.4
0° - 90°	4555	81.3	100.0
90° - 180°	0	0.0	0.0
0° - 180°	4555	81.3	100.0

Efficiency: 81.3%

2VT5 2 28 ADP; 2600 lumens per lamp; s/m 1.2 (along), 1.4 (across); test no. LTL18909.



CP Summary			Coefficients of Utilization									
0°	90		pf	20%						50%		
			pc	80%			70%			50%		
			pw	70%	50%	30%	50%	30%	10%	50%	30%	10%
0°	1445	1445	0	107	107	107	105	105	105	100	100	100
5°	1419	1446	1	97	93	88	90	87	83	87	83	81
15°	1366	1417	2	88	80	73	78	72	67	75	70	65
25°	1263	1364	3	80	70	62	68	61	55	65	59	54
35°	1103	1287	4	73	61	53	60	52	46	58	51	45
45°	895	1184	5	67	54	46	53	45	39	51	44	39
55°	651	1049	6	61	49	40	48	40	34	46	39	34
65°	403	878	7	57	44	36	43	36	30	42	35	30
75°	192	584	8	53	40	32	40	32	27	38	31	27
85°	42	94	9	49	37	29	36	29	24	35	29	24
90	3	0	10	46	34	27	33	26	22	33	26	22

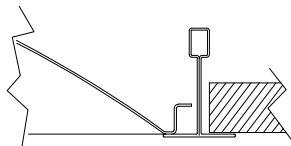
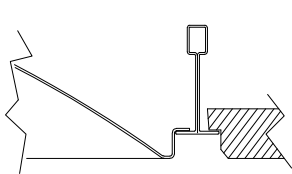
Zonal Lumen Summary			
Zone	Lumens	% Lamp	% Fixture
0° - 30°	1140	21.9	24.3
0° - 40°	1893	36.4	40.4
0° - 60°	3483	67.0	74.3
0° - 90°	4686	90.1	100.0
90° - 180°	0	0.0	0.0
0° - 180°	4686	90.1	100.0

Efficiency: 90.1%

MOUNTING DATA

9/16

15/16



9/16

with accessory 2VT4 F916

Screw Slot

